



Quickie 5^R - AADL W398

October 2024
EIR10

Discount is 8%

Mark For:

Date: _____

Submitting for:

Quote Order

PO#: _____

MEDmobility

5711- 104 St, Edmonton AB. T6H 2K1
 P: 780-437-3300 • Fax: 780-430-9381
 AADL Vendor: 0000612578-001
 www.medmobility.ca • www.mmrehab.ca

ADDITIONAL SHIPPING INFORMATION

Ship To: _____
 Attention: _____
 Address: _____
 Address: _____
 Ship To City: _____ PR: _____ PC: _____
 Ship To Phone: () _____ Fax: () _____

✓	Option #	Definition	Price	✓	Option #	Definition	Price
---	----------	------------	-------	---	----------	------------	-------

1. FRAME

Base Model			
<input type="checkbox"/>	129WM86	Quickie 5 ^R (weight capacity 265 lbs) Use E1235 for sizes 14" or less	\$3,966.00

Frame Angle (see Figure 1)			
<input type="checkbox"/>	129FA1	75°	NC
<input type="checkbox"/>	129FA8	80°	NC
<input type="checkbox"/>	129FA2	85°	NC

Frame Inset Per Side (See Figure 2)			
<input type="checkbox"/>	129FF1	0"	NC
<input type="checkbox"/>	129FF2	1" (N/A w/ 12" wide)	NC
<input type="checkbox"/>	129FF3	2" (N/A w/ 12", 13", or 14" wide)	NC

Frame Inset	Footrest Width
0	Subtract 0 from Frame Width
1"	Subtract 2" from Frame Width
2"	Subtract 4" from Frame Width

Transit			
<input type="checkbox"/>	129TO45	Transit System Occupied **	NC

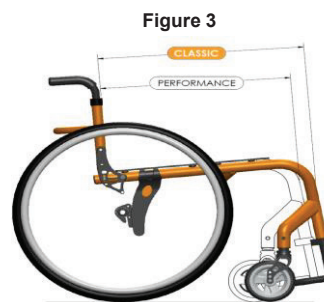
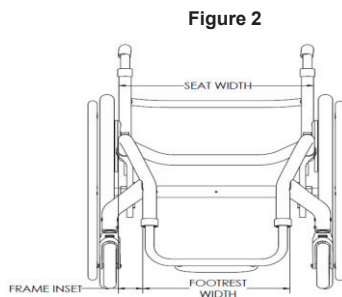
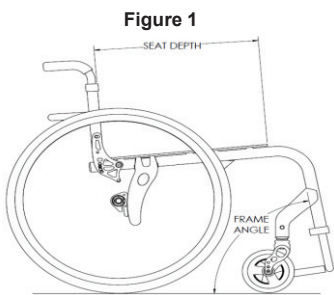
Transit not available w/ XTR suspension & Xtender.

Frame Style (See Figure 3)			
<i>XTR Suspension N/A with Xtender</i>			
<input type="checkbox"/>	129FS34	Classic Frame	NC
<input type="checkbox"/>	129FS35	Performance Frame	NC
<input type="checkbox"/>	129FS36	XTR Suspension Frame <i>Only available in Performance Frame Set Up</i>	\$1,202.00
	<input type="checkbox"/>	129SK1 Light Shock (up to 180 lbs.)	NC
	<input type="checkbox"/>	129SK3 Heavy Shock (up to 265 lbs.)	NC

XTR available squeeze and RSH

Seat Depth	Squeeze (FSH - RSH)
14"	2.0" or 3.0"
15"	2.0" or 3.5"
16"	2.5" or 3.5"
17"	2.5" or 4.0"
18"	2.5" or 4.0"
19"	2.5" or 4.5"
20"	3.0" or 4.5"

XTR Tire - Available RSH	
Rear Tire	RSH
20" SHOX	13.5" thru 15.0"
20" all others	14.0" thru 15.5"
22" SHOX	14.5" thru 16.0"
22" Pneumatic	15.5" thru 16.5"
22" all others	15.0" thru 16.0"
24" SHOX	15.5" thru 16.5"
24" all others	16.0" thru 17.0"
25" SHOX	16.0" thru 17.0"
25" Marathon	16.0" thru 17.5"
26" all tires	17.0" thru 18.0"



Classic Frame - Traditional seat sling to front frame bend angle dimensions.

Performance Frame - Seat Sling to front frame bend angle is 1.5" shorter than the classic position. Front of back cane post to front edge of seat sling will remain the same for both Classic and Performance.

** Please refer to QUICKIE & ZIPPIE WC-19 Transit Securement Supplement

Customer Service: 800-263-3390 Fax: 800-561-5834 Email: cscanada@sunmed.com www.sunrisemedical.ca
 Specifications are subject to change without notice. © 2024 Sunrise Medical Canada Inc. MK-100069-CAN REV (7)

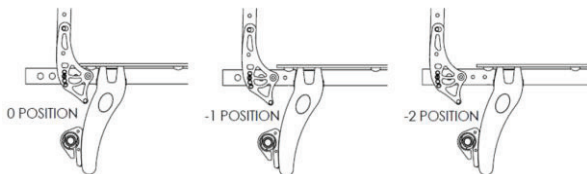
✓	Option #	Definition	Price	✓	Option #	Definition	Price
---	----------	------------	-------	---	----------	------------	-------

2. SIZE / SEATING

Depth Adjustable Backrest (Optional)

See diagram Depth Adjust Backrest extends the frame to the rear of the seat sling, select a factory setting. N/A on 19" and 20" Seat Depth or XTR frame.

<input type="checkbox"/>	129DP02	0 Setting Backrest at standard position, field adjustable to -1" or -2"	\$201.00
<input type="checkbox"/>	129DP03	-1 Setting Backrest -1" offset, field adjustable to flush or -2"	\$201.00
<input type="checkbox"/>	129DP04	-2 Setting Backrest -2" offset, field adjustable to flush or -1"	\$201.00



Seat Width

See Figure 2. Measure from outside of seat tube to outside of opposite seat tube. XTR and J3 Back N/A w/ 12" and 13" widths

<input type="checkbox"/>	129S3	12"	NC
<input type="checkbox"/>	129S4	13"	NC
<input type="checkbox"/>	129S5	14"	NC
<input type="checkbox"/>	129S6	15"	NC
<input type="checkbox"/>	129S7	16"	NC
<input type="checkbox"/>	129S8	17"	NC
<input type="checkbox"/>	129S9	18"	NC
<input type="checkbox"/>	129S10	19"	NC
<input type="checkbox"/>	129S48	20"	\$303.00

Seat Depth

See Figure .1 Measures from front of back post to front edge of seat sling. Seat sling will be 1" shorter than depth ordered, but actual seat depth will remain the same as ordered. XTR frame N/A with 12" and 13" depth

<input type="checkbox"/>	129SD5	12"	NC
<input type="checkbox"/>	129SD6	13"	NC
<input type="checkbox"/>	129SD7	14"	NC
<input type="checkbox"/>	129SD8	15"	NC
<input type="checkbox"/>	129SD9	16"	NC
<input type="checkbox"/>	129SD10	17"	NC
<input type="checkbox"/>	129SD11	18"	NC
<input type="checkbox"/>	129SD12	19"	\$303.00
<input type="checkbox"/>	129SD13	20"	\$303.00

Seat Sling

<input type="checkbox"/>	129SL1	Standard Seat Sling	NC
<input type="checkbox"/>	129SL6	Omit Seat Sling	NC

JAY Cushions (Optional)

To order any JAY cushions on-chair, please see the JAY price list. Cushion name or part number must be filled out with desired width and depth

<input type="checkbox"/>	129JC20	JAY Bundled Cushion	Price List
		Cushion Name or Part #	
		Width: _____ Depth: _____	

3. CASTERS / SEAT HEIGHT

Front Seat Height

See Figures 4 and 5

<input type="checkbox"/>	129SH14	16.0"	NC	<input type="checkbox"/>	129SH20	18.5"	NC
<input type="checkbox"/>	129SH15	16.5"	NC	<input type="checkbox"/>	129SH21	19.0"	NC
<input type="checkbox"/>	129SH16	17.0"	NC	<input type="checkbox"/>	129SH23	19.5"	NC
<input type="checkbox"/>	129SH17	17.5"	NC	<input type="checkbox"/>	129SH24	20.0"	NC
<input type="checkbox"/>	129SH18	18.0"	NC	<input type="checkbox"/>	129SH26	20.5"	NC
<input type="checkbox"/>				<input type="checkbox"/>	129SH27	21.0"	NC

Front to Rear Seat Height Differences

Frame Depth	Max Seat Sqz
12"/13"	2.5"
14"/15"	3.0"
16"/17"	3.5"
18"/19"	4.0"
20"	4.5"

Caster Wheels

<input type="checkbox"/>	129CW1	3" Micro	NC
<input type="checkbox"/>	129CW3	4" Low Profile Polyurethane	NC
<input type="checkbox"/>	129CW31	4" Micro Lighted	\$108.00
<input type="checkbox"/>	129CW72	4" x 1" Aluminum Polyurethane	\$72.00
<input type="checkbox"/>	129CW44	4" x 1.25" Semi Pneumatic	NC
<input type="checkbox"/>	129CW64	4" x 1.5" Aluminum Soft Roll	\$108.00
<input type="checkbox"/>	129CW5	5" Low Profile Polyurethane	NC
<input type="checkbox"/>	129CW51	5" Micro Lighted	\$108.00
<input type="checkbox"/>	129CW6	5" Soft Roll (Grey) N/A w/ Frog Legs	\$124.00
<input type="checkbox"/>	129CW65	5"x 1" Aluminum Polyurethane	\$124.00
<input type="checkbox"/>	129CW7	5"x 1.5" Semi Pneumatic	\$108.00
<input type="checkbox"/>	129CW66	5"x 1.5" Aluminum Soft Roll	\$108.00
<input type="checkbox"/>	129CW34	6" Polyurethane	NC
<input type="checkbox"/>	129CW35	6"x 1.5" Semi Pneumatic	\$108.00
<input type="checkbox"/>	129CW68	6"x 1.5" Aluminum Soft Roll	\$108.00

Caster Fork

See Figures 5 and 6. Figure 6 in appendix pg 6.

<input type="checkbox"/>	129CF65	Multi Position Fork	NC
<input type="checkbox"/>	129CF69	Single Side Fork	\$173.00

Caster Fork Suspension

<input type="checkbox"/>	129CF53	Frog Legs 0 weight to 100 lbs	\$566.00
<input type="checkbox"/>	129CF54	Frog Legs 101 lbs weight to 190 lbs	\$566.00
<input type="checkbox"/>	129CF55	Frog Legs 191 lbs weight to 265 lbs	\$566.00

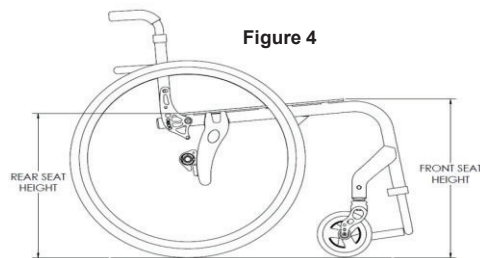


Figure 5

Caster Size	Available FSH per Caster Fork		
	Short (Multi, Single Sided)	Standard (Multi, Single Sided)	Frog Legs
3"	16"-20"	16.5"-21"	17"-21"
4"	16"-20.5"	16.5"-21"	17"-21"
5"	17, 18, 19, 20, 21"	17"-21"	18"-21"
6"x1"	N/A	18"-21"	19, 20, 21"
6"x1.5"	N/A	18"-21"	19, 20, 21"

✓ Option #	Definition	Price	✓ Option #	Definition	Price
4. REAR WHEELS / SEAT HEIGHT					

Rear Seat Height			
<i>Please reference RSH-Axle plate-wheel diagram on bottom of the page.</i>			
<input type="checkbox"/>	129RH11	13.0"	NC
<input type="checkbox"/>	129RH12	13.5"	NC
<input type="checkbox"/>	129RH13	14.0"	NC
<input type="checkbox"/>	129RH14	14.5"	NC
<input type="checkbox"/>	129RH15	15.0"	NC
<input type="checkbox"/>	129RH16	15.5"	NC
<input type="checkbox"/>	129RH17	16.0"	NC
<input type="checkbox"/>	129RH18	16.5"	NC
<input type="checkbox"/>	129RH19	17.0"	NC
<input type="checkbox"/>	129RH26	17.5"	NC
<input type="checkbox"/>	129RH20	18.0"	NC
<input type="checkbox"/>	129RH27	18.5"	NC
<input type="checkbox"/>	129RH21	19.0"	NC
<input type="checkbox"/>	129RH37	19.5"	NC
<input type="checkbox"/>	129RH22	20.0"	NC

Camber			
<i>0,3,6 available with std frame. 0,4,8 available with XTR frame</i>			
<input type="checkbox"/>	129CI1	0°	NC
<input type="checkbox"/>	129CI2	3°	NC
<input type="checkbox"/>	129CI3	4°	NC
<input type="checkbox"/>	129CI4	6°	NC
<input type="checkbox"/>	129CI5	8°	NC

Axle Plate - Wheel - Available RSH					
Axle Plate	20" Wheel	22" Wheel	24" Wheel	25" Wheel	26" Wheel
Std Short	13"-17"	13.5"-18"	14.5"-19"	15"-19.5"	15.5"-20"
Std Long	13"-18.5"	13.5"-19.5"	14.5"-20"	15"-20"	15.5"-20"
Amp Short	13.5"-17"	14.5"-18"	15.5"-19"	16"-19.5"	16.5"-20"
Amp Long	13.5"-19"	14.5"-20"	15.5"-20"	16"-20"	16.5"-20"
Susp	14"-17.5"	15"-18.5"	16"-19.5"	16.5"-20"	17"-20"
Xtender	N/A	17.5"-19.5"	18.5"-20"	N/A	N/A

*Note: other factors such as CG or Transit may limit RSH

Xtender Power Assist			
<i>RSH 17.5"-19.5" with 22" wheels, RSH 18.5"-20" with 24" wheels 0 camber, N/A w/ Amputee Axle. 22" & 24" wheels only. Not available with XTR or standard rear suspension. Anti-Tips no charge with Xtender. Dual Drive mode available w/B4ME</i>			
<input type="checkbox"/>	129XT6	22" Xtender Power Assist JWX-2 NICKEL	\$9,848.00
<input type="checkbox"/>	129XT7	22" Xtender Power Assist JWX-2 LITHIUM	\$11,433.00
<input type="checkbox"/>	129XT4	24" Xtender Power Assist JWX-2 NICKEL	\$9,848.00
<input type="checkbox"/>	129XT5	24" Xtender Power Assist JWX-2 LITHIUM	\$11,433.00
<i>Please select one of the following handrim options</i>			
<input type="checkbox"/>	129XH5	Plastic Coated	NC
<input type="checkbox"/>	129XH6	Stainless Steel	NC

Xtender - Other Options			
<input type="checkbox"/>	129XA10	Spare NiMH Power Pack - NICKEL	\$1,897.00
<input type="checkbox"/>	129XA11	Spare Li-ion Power Pack - LITHIUM	\$2,442.00

Xtender Wheel Options			
<input type="checkbox"/>	129XA8	SPARE 22" Lite Spoke Pneu Alum	NC
<input type="checkbox"/>	129XA9	SPARE 22" Lite Spoke Pneu Plastic	\$142.00
<input type="checkbox"/>	129XA2	SPARE 24" Lite Spoke Pneu Alum	NC
<input type="checkbox"/>	129XA4	SPARE 24" Lite Spoke Pneu Plastic	\$142.00

Rear Wheel Size			
<i>Ultra Lightweight Wheels only available with aluminum anodized handrim</i>			
<i>Contact Built 4 Me for Spinerger color options</i>			
<input type="checkbox"/>	129RW103	20" Mag Wheel 5 Spoke	NC
<input type="checkbox"/>	129RW104	22" Mag Wheel 5 Spoke	NC
<input type="checkbox"/>	129RW102	24" Mag Wheel 5 Spoke	NC
<input type="checkbox"/>	129RW90	20" Lite Spoke Wheel	\$315.00
<input type="checkbox"/>	129RW91	22" Lite Spoke Wheel	\$315.00
<input type="checkbox"/>	129RW92	24" Lite Spoke Wheel	NC
<input type="checkbox"/>	129RW93	25" Lite Spoke Wheel	NC
<input type="checkbox"/>	129RW94	26" Lite Spoke Wheel	\$124.00
<input type="checkbox"/>	129RW06	22" Ultra Lightweight Spoke Wheel	\$352.00
<input type="checkbox"/>	129RW10	24" Ultra Lightweight Spoke Wheel	\$352.00
<input type="checkbox"/>	129RW28	22" Spinerger SPOX Black	\$851.00
<input type="checkbox"/>	129RW95	24" Spinerger SPOX Black	\$851.00
<input type="checkbox"/>	129RW96	25" Spinerger SPOX Black	\$851.00
<input type="checkbox"/>	129RW97	26" Spinerger SPOX Black	\$851.00
<input type="checkbox"/>	129RW32	22" Spinerger LX Black	\$1,095.00
<input type="checkbox"/>	129RW98	24" Spinerger LX Black	\$1,095.00
<input type="checkbox"/>	129RW99	25" Spinerger LX Black	\$1,095.00
<input type="checkbox"/>	129RW40	26" Spinerger LX Black	\$1,095.00
<input type="checkbox"/>	129RW50	24" Mountain	\$387.00

Rear Wheel Tire			
<i>See Availability Matrix on PAGE 4.</i>			
<input type="checkbox"/>	129RT1	Pneumatic	NC
<input type="checkbox"/>	129RT2	Pneumatic w/ Airless Insert <i>N/A with Xtender</i>	\$243.00
<input type="checkbox"/>	129RT3	Full Poly	NC
<input type="checkbox"/>	129RT38	SHOX Performance Poly	\$144.00
<input type="checkbox"/>	129RT39	High-Pressure Clincher Black	\$103.00
<input type="checkbox"/>	129RT21	Schwalbe Marathon Plus Evolution	\$155.00
<input type="checkbox"/>	129RT27	Knobby V- Trak by Kenda	\$119.00
<input type="checkbox"/>	129RT12	Mountain Tire <i>Only available in 24"</i>	NC

Handrim			
<i>Plastic is not available on all wheels in all sizes. Natural Fits available in 22" 24" and 25". Natural Fit 5 spoke MAG only in 24". Handrim Selection N/A w/ Xtender.</i>			
<i>See matrix figure 7 in appendix page 6 for reference.</i>			
<input type="checkbox"/>	129HR1	Aluminum Anodized	NC
<input type="checkbox"/>	129HR4	Plastic Coated <i>N/A w/ 25" & 26" Lite Spoke Wheels</i>	\$144.00
<input type="checkbox"/>	129HR22	Natural Fit - Standard Grip	\$368.00
<input type="checkbox"/>	129HR25	Natural Fit - No Thumb Grip	\$464.00
<input type="checkbox"/>	129HR23	Natural Fit - Super Grip	\$428.00
<input type="checkbox"/>	129HR30	Natural Fit LT - Standard Grip	\$513.00
<input type="checkbox"/>	129HR31	Natural Fit LT - Super Grip	\$583.00
<input type="checkbox"/>	129HR32	Natural Fit LT - No Thumb Grip	\$549.00
<input type="checkbox"/>	129HR26	The Surge - Oval w/Gription Strip	\$549.00
<input type="checkbox"/>	129HR27	The Surge LT - Oval w/Gription Strip	\$583.00
<input type="checkbox"/>	129HR28	Q-Grip Neoprene Coated	\$464.00
<input type="checkbox"/>	129HR24	Spinerger Flex Rim <i>Only available on Spinerger LX wheels 24" & 25"</i>	\$691.00
<input type="checkbox"/>	129HR8	8 Oblique Projections <i>N/A w/ SHOX tires, only available with 24" Lite Spoke</i>	\$144.00
<input type="checkbox"/>	129HR7	Omit Handrim <i>N/A w/ Ultra Lightweight Wheels</i>	NC

✓ Option #	Definition	Price	✓ Option #	Definition	Price
4. REAR WHEELS / SEAT HEIGHT (CONT)					

Axle			
<input type="checkbox"/>	129AX1	Quick Release Steel	NC
<input type="checkbox"/>	129AX13	Quad Quick Release Only available on 24" Mountain rear wheels	\$179.00

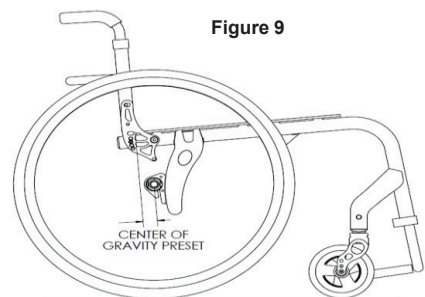
Axle Plates			
<i>Selection not required for XTR Suspension</i>			
<input type="checkbox"/>	129AL40	Standard Short (COG 0.5" to 4") <i>Some limitations with STFH</i>	NC
<input type="checkbox"/>	129AL43	Standard Long (COG 0.5" to 4")	NC
<input type="checkbox"/>	129AL100	Axle plate amputee short	\$268.00
<input type="checkbox"/>	129AL101	Axle plate amputee long	\$268.00
<input type="checkbox"/>	129AL38	Suspension (COG -0.5 to +3) <i>N/A with XTR Suspension Frame</i>	\$644.00
<input type="checkbox"/>	129AL39	Xtender (COG 1"-4")	NC

Rear Suspension Rating			
<i>Selection not required for XTR Suspension. N/A with Xtender</i>			
<input type="checkbox"/>	129SV04	From 0 weight to 100 lbs (Yellow)	NC
<input type="checkbox"/>	129SV05	From 101 lbs weight to 190 lbs (Red)	NC

Center of Gravity			
<i>Measure from front of back post to center of rear axle. XTR Suspension Frame will be factory set at 1.5", Xtender 1"- 4"</i>			
<input type="checkbox"/>	129CC29	-1.5"	NC
<input type="checkbox"/>	129CC11	-1"	NC
<input type="checkbox"/>	129CC10	-.5"	NC
<input type="checkbox"/>	129CC12	0"	NC
<input type="checkbox"/>	129CC1	.5"	NC
<input type="checkbox"/>	129CC2	1"	NC
<input type="checkbox"/>	129CC3	1.5"	NC
<input type="checkbox"/>	129CC4	2"	NC
<input type="checkbox"/>	129CC5	2.5"	NC
<input type="checkbox"/>	129CC6	3"	NC
<input type="checkbox"/>	129CC7	3.5"	NC
<input type="checkbox"/>	129CC8	4"	NC

Tire	Wheel				
	5 Spoke Mag	Lite Spoke	Ultra Lightweight	Spinergy	Mountain
Pneumatic	20,22,24	20,22,24,26		22,24,26	
Pneumatic w/ Airless Insert	20,22,24	20,22,24		22,24	
Full Poly	20,22,24	20,22,24			
SHOX Performance Poly	20,22,24	20,22,24,25		24,25	
High-Pressure Clincher Blik		22,24,26	22,24	22,24,26	
Schwalbe Marathon		24,25,26		24,25,26	
Knobby V Trak by Kenda		24		24	
Mountain Tire					24

20"= 451 mm 22" = 501 mm 24" = 540 mm 25" = 559 26" = 590mm



5. WHEEL LOCKS

Wheel Lock			
<i>Not all wheel locks available in all seat depths, wheel sizes and COG settings. XTR suspension only available w/ high mount push</i>			
<input type="checkbox"/>	129WL46	High Mount Push	NC
<input type="checkbox"/>	129WL50	High Mount Pull	NC
<input type="checkbox"/>	129WL68	Ergo Scissor	\$155.00
<input type="checkbox"/>	129WL64	Compact	\$160.00
<input type="checkbox"/>	129WL10	Omit Wheel Lock	NC
<input type="checkbox"/>	129WL12	Do Not Mount	NC

Extension Handle			
<i>Only available w/ High Mount Push or Pull Wheel Locks</i>			
<input type="checkbox"/>	129EH7	Extension handles (Pair)	\$72.00

Grade Aid			
<i>Only avail w/ high mount push or pull. N/A w/ clincher, poly, SHOX, Schwalbe, or Xtender</i>			
<input type="checkbox"/>	129GA1	Grade Aid	\$155.00

6. FOOTREST OPTIONS

Footrest			
<i>Angle Adjustable Flip Back N/A w/ 19-20 wide & w/ 0" inset. Some Flip back configurations won't allow 2" ground clearance and will need to raise up. Flip back not available 1" inset & 5"- 6" casters. See matrix in Appendix</i>			
<input type="checkbox"/>	129F229	Aluminum Tubular	NC
<input type="checkbox"/>	129F274	Aluminum Tubular w/ Snap On Cover	\$42.00
<input type="checkbox"/>	129F276	Angle Adjustable Flip Back	\$243.00
<input type="checkbox"/>	129F51	Aluminum Platform Footrest	\$108.00
<input type="checkbox"/>	129F278	High Mount Platform	\$108.00

Adaptive Platform Spacer			
<i>Only available with Platform footrest & Angle Adj. Flip Back.</i>			
<input type="checkbox"/>	129AD1	Adaptive Platform 2" Spacer	\$179.00
<input type="checkbox"/>	129AD2	Adaptive Platform 4" Spacer	\$179.00
<input type="checkbox"/>	129AD3	Adaptive Platform 6" Spacer	\$179.00

Footrest Options			
<input type="checkbox"/>	129DI03	Leg Strap	\$60.00
<input type="checkbox"/>	129DI04	Extra Leg Strap	\$82.00
<input type="checkbox"/>	129DI05	Gel Hanger Cover	\$122.00
<input type="checkbox"/>	129DI07	Neoprene Impact Guards	\$60.00
<input type="checkbox"/>	129DI02	Wear Pads	\$47.00
<input type="checkbox"/>	129DI06	Position Plates (N/A for Tubular Footrest)	\$77.00

✓	Option #	Definition	Price	✓	Option #	Definition	Price
7. BACKREST							
Back Type				Back Upholstery			
<input type="checkbox"/>	129BT3	Non-Folding Angle Adjustable	NC	<input type="checkbox"/>	129BU1	Standard Upholstery	NC
<input type="checkbox"/>	129BT82	Folding w/ Double Lock Down Angle Adj	NC	<input type="checkbox"/>	129BU88	Standard Upholstery EXO	\$74.00
Height Adjustable Backrest				Military Service Patches			
<input type="checkbox"/>	129B110	10" - 14" Back Height	NC	<input type="checkbox"/>	129VU1	US Marines Patch	NC
		<input type="checkbox"/> 10 <input type="checkbox"/> 11 <input type="checkbox"/> 12 <input type="checkbox"/> 13 <input type="checkbox"/> 14		<input type="checkbox"/>	129VU2	US Army Patch	NC
<input type="checkbox"/>	129B127	12" - 16" Back Height	NC	<input type="checkbox"/>	129VU3	US Navy Patch	NC
		<input type="checkbox"/> 12 <input type="checkbox"/> 13 <input type="checkbox"/> 14 <input type="checkbox"/> 15 <input type="checkbox"/> 16		<input type="checkbox"/>	129VU4	US Air Force Patch	NC
<input type="checkbox"/>	129B111	14" - 18" Back Height	NC	<input type="checkbox"/>	129VU12	US Coast Guard	NC
		<input type="checkbox"/> 14 <input type="checkbox"/> 15 <input type="checkbox"/> 16 <input type="checkbox"/> 17 <input type="checkbox"/> 18		<input type="checkbox"/>	129VU5	Purple Heart	NC
<input type="checkbox"/>	129B137	16" - 20" Back Height	NC	<input type="checkbox"/>	129VU8	Purple Heart with Marines Patch	NC
		<input type="checkbox"/> 16 <input type="checkbox"/> 17 <input type="checkbox"/> 18 <input type="checkbox"/> 19 <input type="checkbox"/> 20		<input type="checkbox"/>	129VU9	Purple Heart with Army Patch	NC
Push Handles				Color For Aluminum Side Guard			
<input type="checkbox"/>	129PH6	Integral Push Handles	NC	<input type="checkbox"/>	129GE01	Black	NC
<input type="checkbox"/>	129PH5	Fold-Down Push Handles <i>N/A w/ 10-14" Back Height or Standard Upholstery.</i>	\$166.00	<input type="checkbox"/>	129GE02	Matching Frame - Standard Colors	NC
<input type="checkbox"/>	129PH2	Omit Push Handles	NC	<input type="checkbox"/>	129GE03	Matching Frame - Personalized Color	\$72.00
JAY J3 Back				Upper Extremity Support Tray			
<input type="checkbox"/>	129JB01	JAY J3 Back	See OF	<input type="checkbox"/>	129A29	X-Small (Suggested for 10"-12")	\$375.00

8. ARMREST / SIDEGUARDS							
Armrest - Padded Swing Away				Side Guards			
<i>Includes angle adj receiver hardware. Some limitations may exist w/ integral push handles, some RSHs and wheel sizes</i>				<i>Some interference may exist w/ padded SA arms at lowest settings</i>			
<input type="checkbox"/>	129AA18	Padded Swing-Away STD (9" to 14")	\$274.00	<input type="checkbox"/>	129SG33	Plastic - Standard	\$185.00
	Setting	<input type="checkbox"/> 9" <input type="checkbox"/> 10" <input type="checkbox"/> 11" <input type="checkbox"/> 12" <input type="checkbox"/> 13" <input type="checkbox"/> 14"		<input type="checkbox"/>	129SG29	Plastic - Low	\$185.00
Armrest - Height Adjustable				Color For Aluminum Side Guard			
<input type="checkbox"/>	129AA11	Single Post Ht. Adjust. Std (8.5"-13.5")	\$334.00	<input type="checkbox"/>	129SG35	Aluminum <i>N/A w/ push, pull or compact wheel lock. N/A w/ XTR suspension</i>	\$416.00
<input type="checkbox"/>	129AA29	Single Post Ht. Adjust. Low (7"-11")	\$334.00	<input type="checkbox"/>	129SG36	Aluminum w/ Fender <i>N/A w/ push, pull or compact wheel locks. N/A w/ XTR suspension</i>	\$488.00
Armpad - For Height Adjustable				Color For Aluminum Side Guard			
<i>Recommend using classic style for tray tables</i>				<i>Some interference may exist w/ padded SA arms at lowest settings</i>			
<input type="checkbox"/>	129AM23	Desk Length (10") <i>Classic</i>	NC	<input type="checkbox"/>	129SG12	Carbon Fiber <i>N/A w/ push, pull or compact wheel locks</i>	\$506.00
<input type="checkbox"/>	129AM21	Desk Length (10") <i>Contour</i>	NC	Color For Aluminum Side Guard			
<input type="checkbox"/>	129AM24	Full Length (14") <i>Classic</i>	NC	<input type="checkbox"/>	129GE01	Black	NC
<input type="checkbox"/>	129AM22	Full Length (14") <i>Contour</i>	NC	<input type="checkbox"/>	129GE02	Matching Frame - Standard Colors	NC
9. KEY OPTIONS AND ACCESSORIES				<input type="checkbox"/>	129GE03	Matching Frame - Personalized Color	\$72.00

9. KEY OPTIONS AND ACCESSORIES							
Anti Tips				Spoke Guards			
<i>Anti Tip Single Side N/A 12W-14W</i>				<i>Only available with Lite spoke. N/A w/ Xtender Power Assist</i>			
<i>Anti Tip Single Side N/A with XTR, Xtender and Suspension Axles.</i>				<input type="checkbox"/>	1294A01	Quickie Black Spoke Guard	\$155.00
<input type="checkbox"/>	129AT1	Anti Tips (Pair)	\$119.00	<input type="checkbox"/>	1294A02	Quickie Clear Spoke Guard	\$155.00
<input type="checkbox"/>	129AT3	Omit Rear Anti Tip	NC	Miscellaneous			
<input type="checkbox"/>	129AT14	Anti Tip Single Side - Flip Up	\$255.00	<input type="checkbox"/>	129A2100	Crutch Holder <i>Only available with Integral or Fold Down push handle. Not available with XTR Suspension</i>	\$113.00
		<input type="checkbox"/> Left <input type="checkbox"/> Right (Facing from rear)		<input type="checkbox"/>	1298A22	Bolt-On Push Handles	\$137.00
Pack Accessories				<input type="checkbox"/>	1298A21	Tool Kit	\$42.00
<input type="checkbox"/>	129A1	Black Utility Backpack	\$110.00	<input type="checkbox"/>	1298A05	Gel-Pad swing away arm	\$144.00
<input type="checkbox"/>	129A2	Back Pack Black/Charcoal Kids	\$103.00	<input type="checkbox"/>	129A999	Quickie Water Bottle & Holder	\$80.00
<input type="checkbox"/>	1291A01	Seat Pouch Black	\$82.00	Upper Extremity Support Tray			
Positioning Belt				<input type="checkbox"/>	129A29	X-Small (Suggested for 10"-12")	\$375.00
<input type="checkbox"/>	129A826	Belt 1.5" Auto Buckle Universal	\$88.00	<input type="checkbox"/>	129A30	Small (Suggested for 13"-14")	\$375.00
<input type="checkbox"/>	129A802	Belt 2" Aircraft Buckle	\$137.00	<input type="checkbox"/>	129A31	Medium (Suggested for 15"-17")	\$375.00
<input type="checkbox"/>	129A803	Belt 2" Aircraft Buckle Padded	\$201.00	<input type="checkbox"/>	129A32	Large (Suggested for 18"-20")	\$375.00
<input type="checkbox"/>	129A804	Positioning Belt Clamps Only	\$76.00				

10. COLOR

Standard Frame Colors				
<input type="checkbox"/>	129C2		Black (Not avail as base w/Zebra)	NC
<input type="checkbox"/>	129C141		Black Cherry	NC
<input type="checkbox"/>	129C10		Black Opal	NC
<input type="checkbox"/>	129C38		Blue Opal	NC
<input type="checkbox"/>	129C36		Candy Blue	NC
<input type="checkbox"/>	129C142		Electric Blue	NC

Anodized Color Package				
Package includes only forks, backcane bracket, axle sleeve clamp, footrest clamp, Axle plate plug. Frog Legs, Xtender, suspension axle plates black only				
<input type="checkbox"/>	129EB02		Black	NC

Matte Frame Colors				
<input type="checkbox"/>	129C116		Matte Black	NC
<input type="checkbox"/>	129C151		Matte Black Cherry	NC
<input type="checkbox"/>	129C150		Matte Electric Blue	NC

Built For Me

To inquire about any unique personalized Quickie products, contact:
Phone: (800) 263-3390, Email: cscanada@sunmed.com



11. APPENDIX

Figure 6

	Footrest-Caster Fork Matrix		Tubular/Flat			Platform			AA Flipback		
	Caster Size	Fork	Inset			Inset			Inset		
			0"	1"	2"	0"	1"	2"	0"	1"	2"
75° Frame Angle	3"	All Forks							N/A		
	4"	All Forks							N/A		
	5"	All Multi/Carb/Sngl	N/A						N/A	N/A	
		Froglegs	N/A			.5"			N/A	N/A	
6"	Multi/Carb/Sngl (tall only)	N/A			2"			N/A	N/A		
	Froglegs	N/A	N/A		N/A	.5"		N/A	N/A	N/A	
80° Frame Angle	3"	All Forks							N/A		
	4"	All Multi/Carb/Sngl							N/A		
	5"	Froglegs	N/A						N/A	N/A	
		All Multi/Carb/Sngl	N/A			1"			N/A	N/A	
6"	Froglegs	N/A			2"			N/A	N/A		
	Multi/Carb/Sngl (tall only)	N/A	1"		N/A	1"		N/A	N/A		
85° Frame Angle	3"	All Forks							N/A		
	4"	All Multi/Carb/Sngl	N/A			.5"			N/A		
		Froglegs	N/A			.5"			N/A	N/A	
	5"	Multi/Carb (short only)	N/A	5"		2"	5"		N/A	N/A	
All Wide, Sngl Sd, or Tall		N/A	1"		2"	5"		N/A	N/A		
6"	Froglegs	N/A	1.5"		N/A	1.5"		N/A	N/A		
	Multi/Carb/Sngl (tall only)	N/A	2"		N/A	2"		N/A	N/A		
		Froglegs	N/A	N/A	1.5"	N/A	N/A	1.5"	N/A	N/A	N/A

☐ = Go ☐ = No Go # = "Soft" Go with limited seat angle (FSH-RSH). Min seat angle listed in cell.

Figure 7

Handrims	Wheels					
	5 Spoke Mag	Lite Spoke	Ultra Lightwgt	Spinergy LX	Spinergy SPOX	Mountain
Aluminum Anodized	20,22,24	20,22,24,25,26	22,24	22,24,25,26	22,24,25,26	24
Plastic Coat	20,22,24	22,24		24,26	24,26	
Natural Fit - Standard Grip	24	22,24,25,26		22,24,25,26	22,24,25,26	
Natural Fit - No Thumb Grip	24	22,24,25,26		22,24,25,26	22,24,25,26	
Natural Fit - Super Grip	24	22,24,25,26		22,24,25,26	22,24,25,26	
Natural Fit LT - Std Grip	24	22,24,25,26		22,24,25,26	22,24,25,26	
Natural Fit LT - Super Grip	24	22,24,25,26		22,24,25,26	22,24,25,26	
Natural Fit LT - No Thumb Grip	24	22,24,25,26		22,24,25,26	22,24,25,26	
Surge - Oval w/Gription Strip		22,24,25,26		22,24,25,26	22,24,25,26	
Surge LT - Oval w/Gription Strip		22,24,25,26		22,24,25,26	22,24,25,26	
Q Grip Neoprene Coated		24,25		24,25	24,25	
Spinergy Flex Rim				24,25		
8 Oblique Projection		24				
Omit Handrim	20,22,24			22,24,25,26	22,24,25,26	24

