



Pride Mobility Products Co.

5096 South Service Rd, Beamsville, ON, L0R 1B3

Phone: 888-570-1113 | Fax: 866-514-1303 | Email: productorders@pridemobility.com

AADL Quantum 4Front® 2HD Order Form with TRU-Balance 3 Positioning (W751HD)

Account Number: _____ Date: _____

Provider Name: _____

Contact: _____

Phone: _____ Fax: _____

Email: _____

PO Number: _____

Marked for: _____

Ship to Address: _____

City: _____ Prov: _____ PC: _____

QUANTUM® 4FRONT²HD



INTRODUCTION

This form is interactive when viewed with [Adobe Acrobat Reader](#). Complete the form by placing checks in the desired boxes and provide information in the interactive fields. Buttons shown at the bottom of the form may be utilized to print or submit the order form through a desktop email application. To email via a web-based application, please 'Save As' and attach the PDF to your email.

This order form contains a large variety of options to fulfill various patient needs. Descriptions and section notes, such as optional or required, are included to help you complete your order. Other part numbers can be found on the quote acknowledgment after this order form is submitted. Please contact Quantum® Sales at 888-570-1113 if assistance is needed. Send the completed order form by fax (866-514-1303) or email (productorders@pridemobility.com). Incomplete forms may delay the quote or order. Customer service will contact you if the order is incomplete or if there are compatibility issues. If special order requests are needed, be sure that the Patient Information section is completed

All prices are MSRP. Prices, specifications, part numbers, and availability are subject to change without notice. Prices and part numbers as shown are only available when configured as a complete power chair. Please contact technical service for accurate parts ordering.

Thank you for choosing Quantum!

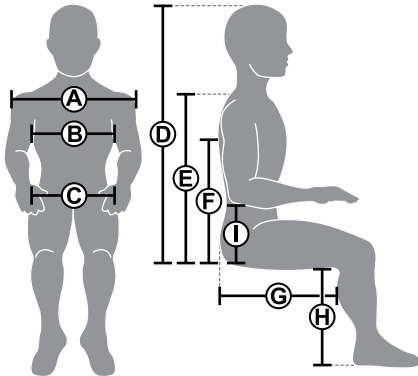
PATIENT INFORMATION

Weight: _____ Height: _____

A. Shoulder Width: _____ D. Max Sitting Height: _____ G. Thigh Depth: _____

B. Chest Width: _____ E. Shoulder Height: _____ H. Lower Leg Length: _____

C. Hip Width: _____ F. Axilla Height: _____ I. Elbow Height: _____



1. BASE MODEL

REQUIRED. Select a group 3 power base. 450 lb. weight capacity with standard 6 mph programmable motors and 8 amp off board charger. Dimensions of base without legrests: 24.2"Wx39.9"L

Quantum 4Front 2HD \$9,450
Part: 4FRONT 2HD

1A. AUTO CORRECTION SYSTEM

REQUIRED. Smart Traction Control is auto-selected with every 4Front 2.

Smart Traction Control \$400
Part: Various

2. BASE COLOR

REQUIRED. Select one shroud color. Colors shown here may differ from actual product depending on monitor/printer calibration used.

2.1a. Standard Shrouds

-  **Back in Black**
Part: DGN1610108-PBK1
-  **Midnight Blue**
Part: DGN1610108-PBU10

3. BASE MOUNTED LIGHTS

Optional. Select one option. Seat Mounted, LED, Full Light Package option can be found later on this form.

- Switch Operated Fender Lights..... No Charge
Part: DGN2004686
Fender lights operate by pressing included single switch button. Fender lighting is not available with Single Actuator Control through Toggle Box.
- Base Mounted, LED, Full Light Package \$770
Part: ELE1700035 **NOT COVERED BY AADL**
Requires Q-Logic 3 EX Joystick for Full Lights or Q-Logic 3e Joystick.
- Omit Fender Lights No Charge
Part: DGN1700032

4. QUANTUM BACKUP CAMERA

Optional. The backup camera may interfere with armrest mounted accessories such as media device holder.

- Quantum Backup Camera \$475
Part: MEC1910365 **NOT COVERED BY AADL**

1. Optional Mounting Bracket

- Backup Camera Headrest Bracket..... \$30
Part: MEC1910373 **NOT COVERED BY AADL**
Works with .5" x .5" vertical supports only.



5. DRIVE WHEELS

REQUIRED. Select a type of drive wheels and accent color.

5.1. Drive Wheels

- 3"x14" Flat Free Black Tires with Accent Standard
Part: PTOINDV3525
- 3"x14" Pneumatic Black Tires with Accent No Charge
Part: WHL1704059 x2
- 4"x14" Flat Free Knobby Black Tires..... \$60 ea.
Part: WHL2006647 x2 **NOT COVERED BY AADL**
- 4"x14" Pneumatic Knobby Black Tires..... \$60 ea.
Part: WHL2006822 x2 **NOT COVERED BY AADL**

5.2. Drive Wheel Accent Color

Not available with knobby tires.

- | | | |
|---|---|---|
| Back in Black.....Standard
Part: DGN164245-PBK1 x2 | Evolution Orange.....No Charge
Part: DGN164245-POR7 x2 | Military Digital Camo..... \$42.50 ea.
Part: DGN164245-WCM7 x2 |
| Red Corvette..... No Charge
Part: DGN164245-PRD1 x2 | Midnight Blue No Charge
Part: DGN164245-PBU10 x2 | Faded Glory \$42.50 ea.
Part: DGN164245-WFL2 x2 |
| Night Train..... No Charge
Part: DGN164245-PBK3 x2 | Electric Blue No Charge
Part: DGN164245-PBU9 x2 | |
| Grey Street No Charge
Part: DGN164245-PSL3 x2 | Blue Jean No Charge
Part: DGN164245-PBU11 x2 | |
| Deep Purple No Charge
Part: DGN164245-PPR5 x2 | Lemon Crush..... No Charge
Part: DGN164245-PYL4 x2 | |
| Raspberry Beret..... No Charge
Part: DGN164245-PPK4 x2 | Green Machine No Charge
Part: DGN164245-PGN11 x2 | |
| Pretty in Pink No Charge
Part: DGN164245-PPK3 x2 | Military Green No Charge
Part: DGN164245-PGN8 x2 | |

6. BATTERIES

Optional. The powerchair requires 2 flat top batteries and will be installed if ordered.

- Group 24, AGM Cell Battery (MK)..... AADL Contract pricing
Part: BAT1712207. HCPCS: E2363

PATIENT'S WEIGHT

REQUIRED. The patient's weight is required to quote and order the power chair.

300 lb - 400 lb User Weight

400 lb-450 lb User Weight

7. ELECTRONICS

REQUIRED. Select a type of drive control from the following sections. The No Joystick option is used to omit the joystick and utilize another control, such as a specialty control at the end of this form or found on the [Alternative Controls and Electronics Order Form](#).

7.1a. Omit Joystick

No Joystick, Setup for Q-Logic Electronics
Part: XRF000010



1. Q-Logic 3 Expandable Capacity Joysticks

Q-Logic 3 Expandable Capacity Joystick\$900
Part: CTL167724

Q-Logic 3 Expandable Capacity Joystick\$900
for Full Light Package
Part: CTL167725 **NOT COVERED BY AADL**
Required with full light packages.

7.2. Q-Logic 3 Joystick Armor

REQUIRED with Q-Logic 3 Joystick selections above. Not available with Q-Logic 3e Joystick. Reference colors shown on page 2.

Black, Soft Touch No Charge
Part: DGN124307

Match Joystick Armor to Base Color Standard
Part: PTOINDV3421

Non-matching Joystick Armor No Charge
Part: PTOINDV3422
Select color below

Part below will be selected with system configurator.

Red Corvette
Part: DGN124336-PRD1

Deep Purple
Part: DGN124336-PPR5

Midnight Blue
Part: DGN124336-PBU10

Green Machine
Part: DGN124336-PGN11

Back in Black
Part: DGN124336-PBK1

Raspberry Beret
Part: DGN124336-PPK4

Electric Blue
Part: DGN124336-PBU9

Military Green
Part: DGN124336-PGN8

Night Train*
See Black, Soft Touch

Pretty in Pink
Part: DGN124336-PPK3

Blue Jean
Part: DGN124336-PBU11

Military Digital Camo
Part: DGN124336-WCM7

Grey Street
Part: DGN124336-PSL3

Evolution Orange
Part: DGN124336-POR7

Lemon Crush
Part: DGN124336-PYL4

Faded Glory
Part: DGN124336-WFL2

8. JOYSTICK HANDLES

Optional. The standard Q-Logic 3 joystick knob can be seen in an image in the previous section. An optional handle selected below will be mounted to the joystick and the standard handle will be shipped with the unit.

Mushroom Handle (B) \$120
Part: ACCASMB1860.

Extended I-Handle (G) \$140
Part: ACCASMB1857.

Chin Cup (C) \$85
Part: ACCASMB186190

Bodypoint 3" Goal Post Handle \$180
Part: PLSKNCP1057.

T-Bar (D) \$160
Part: ACCASMB1858.

Bodypoint 4" Goal Post Handle \$180
Part: PLSKNCP1058.

Medium Ball Handle (E) \$70
Part: ACCASMB1859.

Soft Ball Handle (F) \$120
Part: ACCASMB1856.




9. JOYSTICK MOUNTING BRACKETS

Optional. Select a mount to be used with a joystick selected in previous section.

9.1a. Fixed, In-line Joystick Bracket

Fixed, In-line, Bracket Standard
Part: FRMASMB10617



9.1b. Swing-Away (Retractable) Joystick Bracket


Allows the joystick to retract to the side of the armrest while maintaining the same joystick orientation.

Adjustable Swing-away \$265
Part: Various.
As pictured to the right "Swing Away Joystick"

Offset Swing-away \$265
Part: Various.
Magnetic latching mechanism.

Basic Swing-away \$265
Part: Various.
Magnetic latching mechanism.
Stealth Height Adjustable Receiver recommended.

As pictured to the right "Swing Away Joystick Offset Mount (Right)"



Left Side Mount
Part: PTOINDV1225

Right Side Mount
Part: PTOINDV1226

9. JOYSTICK MOUNTING BRACKETS

Optional. Select a mount to be used with a joystick selected in previous section.

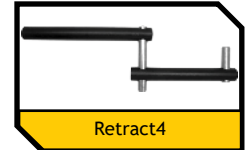
9.1c. Specialty Joystick Mounts

Select a bracket and side to mount it.

Retract4 Mount\$450
 Part: XRF000003. **CLINICAL JUSTIFICATION**
 Full 180° of movement that translates into multi-position use, straight, right offset, left offset, or fold away. Joystick orientation varies as bracket is adjusted.

Multi-Axis Mount \$100
 Part: XRF000004
 Allows height adjustment of joystick.

Stealth Swing-Away/Flip Down Bracket\$300
 Part: XRF000005.
 Allows the joystick to pivot to side of armrest, or flip-down if bracket is adjusted.



9.2. Joystick Mount Location

Left Side Mount
 Part: PTOINDV1225

Right Side Mount
 Part: PTOINDV1226

10. TRU-BALANCE 3® SEATING - QUANTUM INTELLIGENT SYSTEMS™

10.1. TRU-Balance 3 Configuration

REQUIRED. Select one seating system. Be sure to complete the seat dimensions, seat to floor, and back selections.

TRU-Balance 3 Static Seat \$1,045
 Part: PTOINDV3442
 20° of limited recline adjustment (-5/ +15) via gas strut within back cover.

TRU-Balance 3 Power Tilt Only\$6,245
 Part: PTOINDV3443.
 50° Center of Gravity (CG) power tilt seating system.

TRU-Balance 3 Power Recline Only \$7,875
 Part: PTOINDV3444.
 175° of power recline.

TRU-Balance 3 Power Tilt & Recline..... \$13,125
 Part: PTOINDV3446.
 50° CG power tilt with 175° of power recline. Full drive lockout at 20°.

10.2. 10" Power Lift

Optional. Select one option below.

TRU-Balance 3 Power 10" Lift \$2,995
 Part: PTOINDV3775. **NOT COVERED BY AADL**
 10" of scissor lift. 22"W x 22"D maximum seat size.

10.3. Occupied Transit

Optional. Available in seat dimensions of 16" to 20" wide and 16"-20" deep. Requires TRU-Balance 3 armrests and 60" Sure-lok lap belt. Only available with swing-away legrests and center mount foot platforms.

Occupied Transit \$400
 Part: KIT152047 **NOT COVERED BY AADL**

To determine if your chair is WC-19 compliant (occupied), please refer to this website: <http://wc-transportation-safety.umtri.umich.edu/crash-tested-product-lists/wheelchairs>

10.4. Seat Width Package

REQUIRED.

20"-24" Width Package
 Part: XRF000158

24"-28" Width Package
 Part: XRF000192

10.5. Seat Width

REQUIRED. Maximum non-lift seat width is 26"W. Part number is SETWDTH plus number following # below.

20" W (#1010)	21" W (#1011)	22" W (#1012)	23" W (#1013)	24" W (#1014)
-------------------------	-------------------------	-------------------------	-------------------------	-------------------------

10.6. Seat Depth Package

REQUIRED.

20"-24" Depth Package
 Part: XRF000159

10.7. Seat Depth

REQUIRED. Maximum seat depth is 24". Part number is SETDPTH plus number following # below.

20" D (#1010)	21" D (#1011)	22" D (#1012)	23" D (#1013)	24" D (#1014)
-------------------------	-------------------------	-------------------------	-------------------------	-------------------------

10.8. Seat to Floor Height

REQUIRED.

Lowest Seat to Floor
 Part: PTOINDV3558

Middle Seat to Floor
 Part: PTOINDV3559

Highest Seat to Floor
 Part: PTOINDV3560

Low	Med	High
Static Seat, Recline		
16.5"	17.5"	18.5"
Tilt, Tilt & Recline, Lift		
18.5"	19.5"	20.5"
TRU-Balance 3 Seat to Floor Heights		

TRU-Balance 3 seating section continued on following page.

10. TRU-BALANCE 3 SEATING CONTINUED

10.10. Back Type Selection

REQUIRED. Match choice in this section with the options in the following back cushion configuration section.

Redesigned, Static Type Back \$735

Part: XRF000014

12" and 24" back width will use the TRU-Balance 3 Back assembly. Select a back cushion configuration in the subsequent section.

Back Cane Option No Charge

Part: XRF000015

Available only with TRU-Balance 3 Static Seat and Power Tilt (1 actuator) selections. Select cane type, back cane height, and back cushion configuration below.

Redesigned, Flip Forward Back \$735

Part: XRF000016

12" and 24" back width will use the TRU-Balance 3 Back assembly. Not available with manual or power recline systems. Only available with 2-post, flip back or pediatric armrests. Not available with 12"-14" width or with attendant manual recline. Select a back cushion type in the subsequent section.

10.11. Back Cane Selection (Back Cane Option Only)

REQUIRED when Back Cane Option is selected above. Select type and height of back canes.

1. Back Cane Type

Angle Adjustable No Charge

Part: MEC140266

1" Endo No Charge

Part: MEC141455

2" Endo No Charge

Part: MEC141456

2. Back Cane Height

16"H Cane

Part: FRMASMB15834

20"H Cane

Part: FRMASMB15838

24"H Cane

Part: FRMASMB15842

17"H Cane

Part: FRMASMB15835

21"H Cane

Part: FRMASMB15839

25"H Cane

Part: FRMASMB15843

10.12. Back Cushion Configuration

REQUIRED. Sport Back and TRU-Comfort Back selections up to 22" back width will be the Sport 4 or TRU-Comfort 4 back cushions. Sport back and TRU-Comfort back selections of 24" back width will be the Sport or TRU-Comfort 2 back cushions. Select a configuration type and applicable dimensions. See the Sport, Q-Back, and TRU-Comfort back availability chart for stock order back size ranges. Other size backs may be available with special order and extended lead time.

1a. Sport Back/Omit/After-Market Interface

Sport Back No Charge

Part: XRF000017

Complete following width package and size.

Omit Back Pan/Cushion No Charge

Part: PTOINDV1287

Select a following width package.

After-market Back Interface No Charge

Part: ST-SSAPT4-Q. Select a set width in following section, range of 12"-21". Overall seat depth may need to be adjusted to accommodate certain backs. May interfere with gel/waterfall armpads and arm through. Does not include brackets to mount after-market backs.

TRU-Balance 3 seating section continued on following page.

10. TRU-BALANCE 3 SEATING CONTINUED

10.13. Lateral Positioning Wedge

Optional.

Lateral Positioning Wedge, pair \$30

Part: SET123465 **SEATING BENEFITS**

Available with Sport and TRU-Comfort backs. Not available on power tilt backs 16"-17"H with limited adjustability on 18" H. Not available on power recline back 19"-20"H with limited adjustability on 21"H.

10.14. TRU-Balance 3 Back Shroud

REQUIRED. The back shroud is a feature of the TRU-Balance 3 seating system and is available in matching shroud colors. The back shroud is not available when Omit Back Pan/Cushion is selected. Reference colors shown on page 2.

Red Corvette
Part: XRF000019

Deep Purple
Part: XRF000025

Midnight Blue
Part: XRF000029

Green Machine
Part: XRF000033

Back in Black
Part: XRF000021

Raspberry Beret
Part: XRF000026

Electric Blue
Part: XRF000030

Military Green
Part: XRF000034

Night Train
Part: XRF000022

Pretty in Pink
Part: XRF000027

Blue Jean
Part: XRF000031

Grey Street
Part: XRF000023

Evolution Orange
Part: XRF000028

Lemon Crush
Part: XRF000032

TRU-Balance 3 seating section continued on following page.

10. TRU-BALANCE 3 SEATING CONTINUED

10.17. Back Width Package

REQUIRED except when Omit Back Pan/Cushion is selected. Available with +/-4" of seat width.

Match Seat Width Selections
Part: PTOINDV3468

20"W-24"W Package
Part: XRF000040

28"W-32"W Package
Part: XRF000196

16"W-20"W Package
Part: XRF000038

24"W-28"W Package
Part: XRF000195

10.18. Back Width

REQUIRED except when Omit Back Pan/Cushion is selected. Part number is PTOINDV plus number following # below. Available with +/-4" of seat width.

18" W (#3566)	19" W (#3567)	20" W (#3568)	21" W (#3569)	22" W (#3570)	24" W (#3571)	26" W (#3572)	28" W (#3573)	30" W (#3574)	32" W (#3575)
------------------	------------------	------------------	------------------	------------------	------------------	------------------	------------------	------------------	------------------

10.19. Overall Back Height

Static Seat and Power Tilt available height range: 16"-25"H. Odd heights include 4" gap and even heights include 3" gap between seat pan and bottom of back cushion. Power Recline available height range: 19"-28"H. Odd heights include 6" gap and even heights include 7" gap. See the Sport and TRU-Comfort back availability chart for stock order back size ranges.

16" Overall Height Part: SETHGHT1029	23" Overall Height Part: SETHGHT1036
17" Overall Height Part: SETHGHT1030	24" Overall Height Part: SETHGHT1037
18" Overall Height Part: SETHGHT1031	25" Overall Height Part: SETHGHT1038
19" Overall Height Part: SETHGHT1032	26" Overall Height Part: SETHGHT1039
20" Overall Height Part: SETHGHT1033	27" Overall Height Part: SETHGHT1040
21" Overall Height Part: SETHGHT1034	28" Overall Height Part: SETHGHT1041
22" Overall Height Part: SETHGHT1035	

Overall Back Height	Tilt or Static Back Width										Recline Back Width									
	18"	19"	20"	21"	22"	24"	26"	28"	30"	32"	18"	19"	20"	21"	22"	24"	26"	28"	30"	32"
	16"	ST	ST	ST	S	ST	ST	S	S	S	S	-	-	-	-	-	-	-	-	-
17"	ST	ST	ST	S	ST	ST	S	S	S	S	-	-	-	-	-	-	-	-	-	-
18"	ST	ST	ST	S	ST	ST	ST	ST	S	S	-	-	-	-	-	-	-	-	-	-
19"	ST	ST	ST	S	ST	ST	ST	ST	S	S	ST	ST	ST	S	ST	S	S	S	S	S
20"	ST	ST	ST	S	ST	ST	ST	ST	S	S	ST	ST	ST	S	ST	S	S	S	S	S
21"	ST	ST	ST	S	ST	ST	ST	ST	S	S	ST	ST	ST	S	ST	S	S	S	S	S
22"	ST	ST	ST	S	ST	ST	S	S	S	S	ST	ST	ST	S	ST	S	S	S	S	S
23"	ST	ST	ST	S	ST	ST	S	S	S	S	ST	ST	ST	S	ST	S	S	S	S	S
24"	ST	S	ST	S	S	S	S	S	S	S	ST	ST	ST	S	ST	S	S	S	S	S
25"	ST	S	ST	S	S	S	S	S	S	S	ST	ST	ST	S	ST	S	S	S	S	S
26"	-	-	-	-	-	-	-	-	-	-	ST	ST	ST	S	ST	ST	S	S	S	S
27"	-	-	-	-	-	-	-	-	-	-	ST	S	ST	S	S	S	S	S	S	S
28"	-	-	-	-	-	-	-	-	-	-	ST	S	ST	S	S	S	S	S	S	S

S Sport Back
 ST Sport or TRU-Comfort 2 Back

Sport and TRU-Comfort 2 Back Availability Chart

10.20. Power Tilt Privacy Flap

Optional. A privacy flap is standard with power recline systems. This selection is to add a flap for power tilt only systems.

Privacy Flap, 9.75" \$35
Part: DWR1044E456B

Privacy Flap, 12.75" \$35
Part: DWR1044E456A

11. TRU-BALANCE 3 ARMRESTS

REQUIRED. Select the desired type of armrest below. Please read notes to ensure seating compatibility. Be sure to also select an armrest size and armpad type.

11.1a. Flip-Back, 8"-16" H Armrests

Choose a left and right armrest and set height in the following section. Flip-back armrests include an armrest downpost on the Q6 Edge HD. Not available with waterfall armpads. Not available with Back Cane Option.

L R Flip-Back, 8"-16"H Armrests, with Down Posts\$145 ea. (Armrests) + \$115 ea. (Down Posts)

11.1b. Height Adjustable, Removable, Heavy Duty Armrests

Select a type of HD removable armrests and the set height in the following section. Only one height package is selectable as a normal configuration. Payer coding, coverage, and bundling guidelines may apply.

8"-12"H, Single Post, Height Adjustable, Removable,\$130 ea.
Heavy Duty (Sold in pairs)
Part: XRF000055. HCPCS w/ Static Seat: E0973

10"-14"H, Single Post, Height Adjustable, Removable,\$130 ea.
Heavy Duty (Sold in pairs)
Part: XRF000056. HCPCS w/ Static Seat: E0973

TRU-Balance 3 armrests section continued on following page.

11. TRU-BALANCE 3 ARMRESTS CONTINUED

11.2. Armrest Height

Set left and right armrest height. Note the available height range in the option description.

1. Left Armrest Height

8" H PTOINDV3535	10" H PTOINDV3537	12" H PTOINDV3539	14" H PTOINDV3541	16" H PTOINDV3543
9" H PTOINDV3536	11" H PTOINDV3538	13" H PTOINDV3540	15" H PTOINDV3542	

2. Right Armrest Height

8" H PTOINDV3450	10" H PTOINDV3452	12" H PTOINDV3454	14" H PTOINDV3456	16" H PTOINDV3458
9" H PTOINDV3451	11" H PTOINDV3453	13" H PTOINDV3455	15" H PTOINDV3457	

11.3. Armrest Size

REQUIRED with armrest selection above. Select a left (L) and right (R) armrest size. This also affects armpad selection.

<input type="checkbox"/> L <input type="checkbox"/> R 10" Length L part: XRF000057. R part: XRF000123	<input type="checkbox"/> L <input type="checkbox"/> R 14" Length L part: XRF000058. R part: XRF000124	<input type="checkbox"/> L <input type="checkbox"/> R 17" Length L part: XRF000059. R part: XRF000125 Only available with Flip-Back Armrests and straight arm pads.
--	--	---

12. TRU-BALANCE 3 ARPADS

REQUIRED. Select to omit an armpad selection or select a left and right armpad type. Please note that waterfall and gel armpads may cause interference with the seat back.

12.1a. Omit Armpad

Select one below if aftermarket armpads or handpads are required. See [Positioning Components Order Form](#).

No Armpad Selection..... No Charge Part: XRF000060 Not available with Flip-back, 8"-16" H armrests.	Interface for Aftermarket Pad No Charge Part: XRF000308 Only available with Flip-back, 8"-16" armrests.
---	---

12.1b. Foam Armpads

<input type="checkbox"/> L <input type="checkbox"/> R Straight, Armpad Standard Left part: XRF000061. Right part: XRF000126	<input type="checkbox"/> L <input type="checkbox"/> R Waterfall, Armpad No Charge Left part: XRF000062. Right part: XRF000127 Not available with Flip-back, 8"-16" armrests.
--	--

12.1c. Gel Armpads

Sold only in pairs. Armpads are 3" wide. Manufacturer part number for full length is 314G and desk length is 310G.

a. Falcon Gel Armpads for Flip-Back Armrests

Falcon Gel, Full Length Left and Right \$300 Part: ARM1806807 NOT COVERED BY AADL	Falcon Gel, Desk Length Left, Full Length Right..... \$300 Part: ARM1806810 NOT COVERED BY AADL
Falcon Gel, Full Length Left, Desk Length Right..... \$250 Part: ARM1806813 NOT COVERED BY AADL	Falcon Gel, Desk Length Left and Right \$250 Part: ARM1806806 NOT COVERED BY AADL

b. Falcon Gel Armpads for Tube Style Armrests

Falcon Gel, Full Length Left and Right \$300 Part: ARM136438 NOT COVERED BY AADL	Falcon Gel, Desk Length Left, Full Length Right..... \$300 Part: ARM136439 NOT COVERED BY AADL
Falcon Gel, Full Length Left, Desk Length Right..... \$250 Part: ARM136442 NOT COVERED BY AADL	Falcon Gel, Desk Length Left and Right \$200 Part: ARM136437 NOT COVERED BY AADL

13. TRU-BALANCE 3 JOYSTICK BRACKETS

REQUIRED.

Standard Fixed Receiver Standard Part: XRF000063	Stealth Height Adjustable Receiver..... \$194 Part: XRF000064. HCPCS: K0108
---	--

14. TRU-BALANCE 3 HEADRESTS

Optional. Select a headrest pad and bracket.

14.1a. Headrests, Comfort Plus with Cool Core

1. Headrest Pads

Stealth 8" Comfort Plus, Cool Core (CP08CCFFPM) \$279 Part: ST-CP08CCFFPM-Q. AADL CODE V081	Stealth 14" Comfort Plus, Cool Core (CP14CCFFPM)..... \$279 Part: ST-CP14CCFFPM-Q. AADL CODE V081
Stealth 10" Comfort Plus, Cool Core (CP10CCFFPM)..... \$279 Part: ST-CP10CCFFPM-Q. AADL CODE V081	Stealth 6", Comfort Plus, Cool Core (CP06CCFFPM)..... \$279 Part: ST-CP06CCFFPM-Q. AADL CODE V081

2. Headrest Brackets

Comfort Plus Headrest Mounting Bracket, UniLink..... \$485 Part: ST-UHB2D33200-Q. AADL CODE N535
--

TRU-Balance 3 headrests section continued on following page.

15. LAP BELTS

REQUIRED. Select a lap belt below.

15.1a. Standard Lap Belts

70" Lap Belt Part: ACCBELT1003	80" Lap Belt Part: ACCBELT1004	90" Lap Belt Part: ACCBELT1001
--	--	--

15.1b. Optional Lap Belts

Stealth Retractable Lap Belt (IFRB5350)\$175 Part: ST-IFRB5350 NOT COVERED BY AADL	i-Fit 60" Single Pull, Push Button, Extra Large Padded (11.5"), 2" Belt (IFPB5315) \$134 Part: ST-IFPB5315-Q AADL CODE N527
i-Fit 60" Single Pull, Push Button, Medium (7.5") Padded, 1.5" Belt (IFPB5213) \$134 Part: ST-IFPB5213-Q AADL CODE N527	60" Sure-Lok Lap Belt (Non-retractable) \$200 Required with ISO 7176-19 Compliant Transit Option. Part: ACCBELT1016 NOT COVERED BY AADL
i-Fit 60" Single Pull, Push Button, Large Padded (9.5"), 2" Belt (IFPB5314) \$134 Part: ST-IFPB5314-Q AADL CODE N527	

16. POWER LEGREST CONTROLS

Optional. Specific power legrest options are selected later in this form. Select the control type here, if power legrests are desired, to assist the selection of the power positioning electronics.

Independent Legrests (Requires 2 actuator controls) Part: XRF000108	Articulating Foot Platform (Requires 1 Actuator Control) Part: XRF000110
Combined Legrests (Requires 2 actuator control) Part: XRF000109	

17. LEGRESTS

Optional. All efforts will be made to accommodate legrest length selection, but minor changes may need to be made to meet shipping guidelines. Some adjustments may be needed upon receipt of the unit. Reference the section's compatibility matrix for legrest interference.

17.1a. Basic Center Mount Foot Platform

Select legrest length in following section.

1. Center Mount Foot Platform Type

Basic Center Mount \$200 Part: XRF000323
--

Short	Medium	Long
8"-10"	10"-14"	14"-20"
Basic Center Mount Extension Range		

2. Basic Center Mount Foot Platform Extension and Angle Adjustable Footplates

See legrest length matrix for compatibility.

Short Extension, 5"x9" Footplates Part: MEC1906675. HCPCS: K0040	Medium Lower Extension, 6.25"W Tapered 5"W x 12"D Part: MEC2104853. HCPCS: K0040
Medium Extension, 5"x9" Footplates Part: MEC1906680. HCPCS: K0040	Long Lower Extension, 6.25"W Tapered 5"W x 12"D Part: MEC2104854. HCPCS: K0040
Long Extension, 5"x9" Footplates Part: MEC1906677. HCPCS: K0040	

3. Basic Center Mount Calf Pads

Calf pads are standard with a power articulating foot platform.

Small Calf Pads, Basic Center Mount \$210 Part: RIG2104369	Large Calf Pads, Basic Center Mount \$210 Part: RIG2202997 Only available with Long Length Extension.
--	--

4. Basic Center Mount Additional Accessories

Basic Center Mount Footplate Connector \$55 Part: RIG2104240
--

Legrests section continued on following pages.

18. LEGRESTS CONTINUED

18.1b. Center Mount Foot Platform

If power articulating foot platform is selected, be sure power legrest control has been selected in previous section. Select legrest length in following section.

1. Center Mount Foot Platform Type

Power Articulating Foot Platform \$3,145
Part: PTOINDV3754. **NOT COVERED BY AADL**

Quick Adjustable Center Mount Foot Platform \$265
Part: XRF000311. HCPCS: K0040

Medium	Long
11"-17"	14"-20"
Power AFP Extension Range	

Pediatric	Medium	Long
8.5"-12.5"	11"-16.5"	14"-20"
Quick Adj Center Mount Extension Range		

2. Extension and Angle Adjustable Footplates

See legrest length matrix for compatibility.

Pediatric Extension, 5"x6" Footplates
Part: RIG152577

Not available with power articulating platform.

Pediatric Extension, 5"x8" Footplates
Part: RIG152578

Not available with power articulating platform.

Medium Extension,
5"x6" Footplates
Part: RIG150206

Medium Extension,
5"x8" Footplates with Width Extension
Part: MEC1707469

Medium Extension,
5"x12" Footplates with Width Extension
Part: MEC1707465

Long Extension,
5"x6" Footplates
Part: RIG151505

Long Extension,
5"x8" Footplates with Width Extension
Part: MEC1707474

Long Extension,
5"x12" Footplates with Width Extension
Part: MEC1707468

3a. Center Mount Calf Support

*Calf pads are standard with a power articulating foot platform. Select calf pads covers for additional charge. Calf pad and panel covers include 1/2" of soft visco foam.

Small Calf Pads, AFP Only, 6"Wx6"H (pair) Standard
Part: RIGASMB7120018

Small Calf Pads, Quick Adjustable Center Mount Only, \$210
6"Wx6"H (pair)
Part: XRF000156

Large Calf Pads, AFP Only, 8" taper to 6"Wx8"H (pair) Standard
Part: RIGASMB7120019

Large Calf Pads, Quick Adjustable Center Mount Only, \$210
8" taper to 6"Wx8"H (pair)
Part: XRF000157

3b. Center Mount Calf Panel

Calf pads are standard with a power articulating foot platform.

Small Calf Panel, 18"Wx8"H \$210
Part: FRMASMB7110007

Large Calf Panel, 24"Wx8"H \$265
Part: RIG123824

Only available on widths of 20" or greater.

4. Modular Footplate Extension Components

Optional. Assembly required. May require seating configuration adjustments to avoid front caster interference.

4" Outside Edge (pair) \$55
Part: RIG152510

Only available with 6"D footplates and 8"D footplate extension.

2" Bell-Shaped Length Extension \$55
Part: RIG152519

Only available with the 5x6 footplates.

5. Additional Accessories

Small Reversed Dartex Calf Pad Cover (pair) \$150
Part: RIG133717 **NOT COVERED BY AADL**

Large Reversed Dartex Calf Pad Cover (pair) \$150
Part: RIG133719 **NOT COVERED BY AADL**

Small Reversed Dartex Panel Cover (pair) \$150
Part: RIG134673 **NOT COVERED BY AADL**

Large Reversed Dartex Panel Cover (pair) \$150
Part: RIG134744 **NOT COVERED BY AADL**

Small Foam Calf Pad Cover (pair) \$150
Part: ST-CSCS0775-Q **NOT COVERED BY AADL**

Large Foam Calf Pad Cover (pair) \$150
Part: ST-CSCS0985-Q **NOT COVERED BY AADL**

Small Foam Panel Cover (pair) \$150
Part: ST-CSCP0920-Q **NOT COVERED BY AADL**

Large Foam Panel Cover (pair) \$150
Part: ST-CSCP0927-Q **NOT COVERED BY AADL**

Footplate Connector \$55
Part: RIGASMB7120023 **NOT COVERED BY AADL**

Footplate Riser \$150
Part: XRF000348 **NOT COVERED BY AADL**

Not available with Long Extension. Select legrest length between 2" to 9" at 1" increments.

6. Stealth Gel Footplate Covers

5"x8" Tapered Gel Footplate Covers \$346
Part: ST-FPG5008T-Q. HCPCS: K0108 **NOT COVERED BY AADL**

5"x11" Tapered Gel Footplate Covers \$346
Part: ST-FPG5011T-Q. HCPCS: K0108 **NOT COVERED BY AADL**

5"x8" Tapered Gel Footplate Covers for Width Extension \$346
Part: ST-FPG6508T-Q. HCPCS: K0108 **NOT COVERED BY AADL**

5"x11" Tapered Gel Footplate Cover for Width Extension \$346
Part: ST-FPG7011T-Q. HCPCS: K0108 **NOT COVERED BY AADL**

Legrests section continued on following pages.

17. LEGRESTS CONTINUED

17.1b. Heavy Duty, Drop-In, Swing-Away Legrests

Select a configuration, a legrest, extension, and type of footplate. Pair (P), left (L), and right (R) configurations are selected by checking the appropriate boxes.

1. Drop-In Legrest Selection

P L R 70° HD Drop-in for 8.5"-12" Lower Extension \$445
 Pair part: FRMASMB4762. Left: RIG137706. Right: RIG137707

P L R 70° HD Drop-in 13"-18" or 16"-21" Lower \$445
 Extension
 Pair part: FRMASMB4853. Left: RIG137708. Right: RIG137709

2. Lower Extension

P L R 8.5"-12" HD Drop-Ins/12.5"-16.5" ELR, Ext Length
 Pair part: XRF000101. Left: XRF000102. Right: XRF000103.

P L R 16"-21" HD Drop-Ins/18.5"-22.5" ELR, Ext Length
 Pair part: FRMASMB4754. L: FRMASMB4725. R: FRMASMB5393

P L R 13"-18" HD Drop-Ins/15.5"-19.5" ELR, Ext Length
 Pair part: XRF000104. Left: XRF000105. Right: XRF000106

3. Angle Adjustable Footplate(s) with Heel Loops

P L R 6"Wx8"D¹ \$87.50 ea.
 Pair part: FRMASMB4738. Left: RIG137793. Right: RIG137795.
 HCPCS: K0040+E0951

P L R 8"Wx11"D² \$87.50 ea.
 Pair part: FRMASMB4744. Left: RIG137798. Right: RIG137799.
 HCPCS: K0040+E0951
 May cause interference on seat widths less than 20".

P L R 6"Wx11"D¹ \$87.50 ea.
 Pair part: FRMASMB4741. Left: RIG137796. Right: RIG137797.
 HCPCS: K0040+E0951
 May cause interference on seat widths less than 18".

Legrests section continued on following pages.

17. LEGRESTS CONTINUED

17.1c. Heavy Duty, Elevating Legrests

Select a configuration, a legrest, extension, and type of footplate. Pair (P), left (L), and right (R) configurations are selected by checking the appropriate boxes.

1. Heavy Duty, Elevating Legrest Selection

P L R Heavy Duty, Elevating Legrest(s) with Calf Pad(s)..... \$550
 Pair part: FRMASMB6702. Left: FRMASMB8444. Right: FRMASMB8445. HCPCS: E0990

2. Lower Extension

P L R 11"-14" Length
 Part: FRMASMB4755. Left: RIG138026. Right: RIG138030
 For reinforced footplates only.

P L R 14"-17" Length
 Part: FRMASMB4756. Left: RIG138033. Right: RIG138035
 For reinforced footplates only.

P L R 8.5"-12" HD Drop-Ins/12.5"-16.5" ELR, Ext Length
 Pair part: XRF000101. Left: XRF000102. Right: XRF000103.
 For angle adjustable footplates only.

P L R 13"-18" HD Drop-Ins/15.5"-19.5" ELR, Ext Length
 Pair part: XRF000104. Left: XRF000105. Right: XRF000106
 For angle adjustable footplates only.

3. Reinforced Footplates(s)

P L R 7.25"Wx6"D Extruded Footplate..... Standard
 Part pair: FRMASMB4748. Left: RIG138055.
 Right: RIG138056

P L R 8.5"Wx6"D Extruded Footplate Standard
 Part pair: FRMASMB4747. Left: RIG138060.
 Right: RIG138062

4. Angle Adjustable Footplates(s) with Heel Loops

P L R 6"Wx8"D \$87.50 ea.
 Pair part: FRMASMB4738. Left: RIG137793. Right: RIG137795.
 HCPCS: K0040+E0951

P L R 8"Wx11"D \$87.50 ea.
 Pair part: FRMASMB4744. Left: RIG137798. Right: RIG137799.
 HCPCS: K0040+E0951
 May cause interference with seat widths less than 20"

P L R 6"Wx11"D \$87.50 ea.
 Pair part: FRMASMB4741. Left: RIG137796. Right: RIG137797.
 HCPCS: K0040+E0951

17.2. Set Legrest Extension Length

REQUIRED with matching left and right legrest configuration. Part number is PTOINDV plus number following # below. All efforts will be made to accommodate legrest length selection, but minor changes may need to be made to meet shipping guidelines. Some adjustments may be needed upon receipt of the unit. Reference the section's compatibility matrix for legrest interference. Non-matching or individual legrest configurations lengths are not set by the manufacturer.

8.5" L (#3473)	9.5" L (#3475)	10.5" L (#3477)	11.5" L (#3479)	12.5" L (#3481)	13.5" L (#3483)	14.5" L (#3485)	15.5" L (#3487)	16.5" L (#3489)	17.5" L (#3491)
9" L (#3474)	10" L (#3476)	11" L (#3478)	12" L (#3480)	13" L (#3482)	14" L (#3484)	15" L (#3486)	16" L (#3488)	17" L (#3490)	18" L (#3492)

18. TRU-BALANCE 3 POWER POSITIONING ELECTRONICS

REQUIRED with power seating or legrest options.

18.1a. Q-Logic 3 Controls through Joystick

Single Actuator Through Q-Logic 3 Controller and Interface (AM)..... No Charge

2 Actuators Through Q-Logic 3 Controller and Interface (AM) \$1,250

3 Actuators Through Q-Logic 3 Controller and Interface (AM) \$1,500

Up to 5 Actuators Through Q-Logic 3 Controller and Interface (AAM)..... \$1,675



1. Optional Switch Control

Available with Q-Logic 3 only. 4-Way switches will be mounted to same side of joystick.

4-Function Push Button.....\$225
 Part: CTL123218 **NOT COVERED BY AADL**
 See next section for switch mounting.
 Only available with AAM.

4-Way Toggle.....\$575
 Part: ELEASMB5925 **NOT COVERED BY AADL**
 Only available with AAM.

4-Way Button Toggle.....\$575
 Part: ELEASMB5926 **NOT COVERED BY AADL**
 Only available with AAM.

iAccess Flat Button.....\$575
 Part: CTL144009 **NOT COVERED BY AADL**
 See next section for switch mounting.

iAccess Toggle Button.....\$575
 Part: CTL144010 **NOT COVERED BY AADL**
 See next section for switch mounting.

TRU-Balance 3 Power Positioning Electronics section continued on following pages.

18. TRU-BALANCE 3 POWER POSITIONING ELECTRONICS CONTINUED

18.2. 4-Function Push Button/iAccess Mount

REQUIRED with 4-Function Push Button or iAccess options. Under arm mount is not available with TRU-Balance 3 HD armrests.

Joystick Mount No Charge Part: MEC1907500	Attendant Mount \$35 Part: MEC1906564 NOT COVERED BY AADL
Under Arm Mount, Flip-Back Armrest..... No Charge Part: MEC1906531	Under Arm Mount, Flip-Back Armrest, plus iAccess Guard \$35 Part: MEC2001400 NOT COVERED BY AADL
Under Arm Mount, Tube Style Armrest No Charge Part: MEC1906530	Under Arm Mount, Tube Style Armrest, plus iAccess Guard \$35 Part: MEC2001401 NOT COVERED BY AADL

1. Under Arm Mount Side Selection

Left Side Under Arm Mount Part: PTOINDV3678	Right Side Under Arm Mount Part: PTOINDV3679
--	---

19. TRU-BALANCE 3 ATTENDANT CONTROL

Optional. *Attendant control will be at no charge when ordered with Tilt and Recline. Mounting bracket is included.

Attendant Control \$950 Part: XRF000078. PRIOR APPROVAL FROM AADL REQUIRED
--

20. SEAT MOUNTED LED LIGHTS

Optional. Requires Q-Logic 3 Joystick for Full Light Package or Q-Logic 3e Joystick.

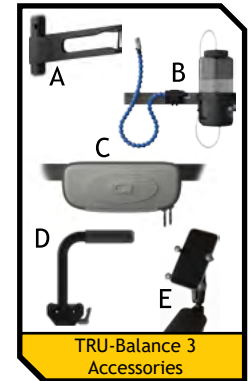
Seat Mounted, LED, Full Light Package \$770 Part: XRF000130 NOT COVERED BY AADL Not available with Base Mounted, LED, Full Light Package.
--



21. ACCESSORIES

Optional. Multiple accessories can be mounted along the various tracks but some interference may occur.

Privacy Bag \$80 Part: ACC1907570 NOT COVERED BY AADL	TRU-Balance 3 Glove Box (C) \$85 Part: ACC125011 NOT COVERED BY AADL
TRU-Balance 3 Cane/Crutch Holder \$100 Part: ACC152515. NOT COVERED BY AADL	Stealth Large Tablet Holder \$565 Part: ACC141818 NOT COVERED BY AADL Not available with Heavy Duty armrests.
Quantum Backpack \$200 Part: ACC1905853 NOT COVERED BY AADL	Trilogy Vent Tray \$420 Part: ACC136791. NOT COVERED BY AADL Includes accessory bar, a credit will be applied PTOINDV3769. Contact custom for models other than 100 and 200.
Transfer Handle (D)..... \$305 Part: MEC1809930. NOT COVERED BY AADL Not available with Heavy Duty armrests.	Compact Vent Tray \$1,395 Part: ACC133889. NOT COVERED BY AADL
TRU-Balance 3 Cup Holder..... \$20 Part: ACC125003 NOT COVERED BY AADL For use with TRU-Balance 3 (track style) armrests.	VOCSN Vent Tray \$1,000 Part: ACC2000162 NOT COVERED BY AADL
Cup Holder (Tube-style Armrest)..... \$20 Part: ACCASMB2634 NOT COVERED BY AADL For use with tube-style armrests.	Push Handles (pair) \$140 Part: ACC2005027 NOT COVERED BY AADL Not available with oxygen holder, back cane option, or vent tray.
TRU-Balance 3 Personal Item Hook \$20 Part: ACC125008 NOT COVERED BY AADL Not available with back cane option.	Accessory Bar \$90 Part: ACC1909634 NOT COVERED BY AADL Horizontal rail attached to rear of seat. Standard with the Trilogy vent tray and oxygen holder. Not available with back cane option.
TRU-Balance 3 Reflector Kit..... \$35 Part: ACC124670 NOT COVERED BY AADL	Large, Black, Weather Cover \$240 Part: ACCCOVR1021 NOT COVERED BY AADL
TRU-Balance 3 Backpack Holder (Pair) (A) \$42 Part: ACC147774 NOT COVERED BY AADL Not available with back cane option.	Q-Logic EX/NE Programmer \$625 Part: ELEASMB6976 NOT COVERED BY AADL
TRU-Balance 3 Front Mounted Cell Phone/ Media Holder, X-Grip (E) \$95 Part: ACC155835 NOT COVERED BY AADL Not available with Heavy Duty armrests.	
TRU-Balance 3 Rear View Mirror \$35 Part: ACC155833 NOT COVERED BY AADL Not available with Heavy Duty armrests.	
TRU-Balance 3 Oxygen Holder \$110 Part: ACC125006. NOT COVERED BY AADL Includes accessory bar, a credit will be applied PTOINDV3769.	
TRU-Balance 3 Clothing Guard (Pair) \$275 Part: ACC125007 NOT COVERED BY AADL	



Provider installed accessories section continued on following page.

24. ALTERNATIVE CONTROLS AND ELECTRONICS

Optional. Select a type of specialty controls below. More options are available on the [Alternative Controls and Electronics order form](#).

24.1. Enhanced Display

Q-Logic 3 Enhanced Display Kit..... \$2,045
 Part: CTL167726

Select a color option below. Includes enhanced display, flexible gooseneck and mounting bracket. Features: 3.5" LCD display; up to 5 profiles to control drive, seat, and auxiliary functions; Bluetooth connectivity for mobile devices and mouse emulation; integrated single switch scanner; IR controls.



Enhanced Display

Q-Logic 3 Enhanced Display Shroud

Required with Q-Logic 3 Enhanced Display selection above. Reference colors shown on page 2.

Red Corvette
 Part: DGN137729-PRD1

Grey Street
 Part: DGN137729-PSL3

Evolution Orange
 Part: DGN137729-POR7

Lemon Crush
 Part: DGN137729-PYL4

Military Green
 Part: DGN137729-PGN8

Back in Black
 Part: DGN137729-PBK1

Deep Purple
 Part: DGN137729-PPR5

Midnight Blue
 Part: DGN137729-PBU10

Green Machine
 Part: DGN137729-PGN11

Night Train
 Part: DGN137729-PBK3

Pretty in Pink
 Part: DGN137729-PPK3

Electric Blue
 Part: DGN137729-PBU9

24.2. Q-Logic SCIM Module

Optional.

SCIM Module for Q-Logic 3 \$850
 Part: CTL168055 **AADL CODE W100**

Allows use of joystick display for specialty devices. Available with Q-Logic 3 EX Joystick selection above. Up to 5 profiles to control drive, seat, and auxiliary functions, excluding sip-n-puff and single switch functions. A switch is required to operate the input device attached to the SCIM module.



SCIM Module

24.3. Q-Logic 3 SAJ

Q-Logic 3 EX SAJ..... \$850
 Part: CTL143980 **AADL CODE W100**

Must be used in conjunction with Enhanced Display or Q-Logic 3 Joystick.



EX SAJ

24.4. Head Array

Adult, i-Drive Tri-Array Series, 3-Switch \$7,406
Head Array (IDHBT200)
 Part: ST-IDHBT200-U-Q. **AADL CODE W100**

Features bluetooth, head support, 3 non-proportional proximity sensors for drive control, an egg switch for reset mode change, and i-Drive smart box.

Adult, i-Drive Pro Series Head Array \$7,486
(IDHBT300-1) AADL CODE W100
 Part: ST-IDHBT300-U-Q

Features bluetooth, head support with occipital pad and 2 swing-away spot pads for left and right side, 3 non-proportional proximity sensors, an egg switch for reset mode change, and i-Drive smart box.



Adult Pro-Series

24.5. Sip and Puff Drive

1. Module

Sip and Puff Module for Q-Logic 3..... \$1,695
 Part: CTL168056 ADP: WEX5 **AADL CODE W100**

Includes module and mounting hardware.



Sip & Puff Module

2. Straw and Mount

The straw and mount do not include electrical components to operate the Sip&Puff with a head array. This component requires the selection of a Q-Logic Sip&Puff module or additional module from Stealth Products for operation.

Stealth Sip and Puff for Stealth i-Drive, Head Array (SP625-U) \$410
 Part: ST-SP625-U-Q. **AADL CODE W100**

Includes straw and mounting hardware.



Stealth Sip & Puff

Specialty controls section continued on following page.

24. ALTERNATIVE CONTROLS AND ELECTRONICS CONTINUED

24.6. Egg Switches

- Red Egg Switch (ESRED)..... \$116
Part: SWTMCRO1077 **AADL CODE W100**
- Blue Egg Switch (ESBLU)..... \$116
Part: SWTMCRO1079 **AADL CODE W100**
- Black Egg Switch (ESBLK)..... \$116
Part: SWTMCRO1081 **AADL CODE W100**

- Green Egg Switch (ESGRN) \$116
Part: SWTMCRO1078 **AADL CODE W100**
- Yellow Egg Switch (ESYEL) \$116
Part: SWTMCRO1080 **AADL CODE W100**



24.7. Switch Adapter

- 2 to 1 Switch Adapter \$135
Part: DWR1361H037 **AADL CODE W100**
Connects 2 single switches to a stereo jack to act as a dual switch.

24.8. Environmental Controls

- Q-Logic 3 ECU Module Kit \$1,780
Part: CTL168057 **AADL CODE W100**

25. TRU-BALANCE 3 MULTIPLIER HARNESS

REQUIRED. Multiple controllers or power accessories may require an additional multiplier harness or special order. Reference the chart below to determine the appropriate selection. The rows refer to the total amount of arm mounted devices and the columns refer to the total amount of back mounted devices. The online order configurator will automatically make this selection under specialty controls.

- Secondary Multiplier (SM)..... \$250
Part: XRF000107

Arm Mounts	Joystick (Hand Control)	1 Arm	2 Arm	3 Arm	4+ Arm																									
	Enhanced Display	0 Back	NA	SM	SM	SOF																								
	iAccess	1 Back	NA	SM	SM	SOF																								
	USB Charger	2 Back	SM	SM	SM	SOF																								
	SAJ	3+ Back	SOF	SOF	SOF	SOF																								
Back Mounts	Attendant Control	Power Positioning Chart																												
	SCIM	<table border="1" style="border-collapse: collapse; width: 100%;"> <tr> <td></td> <td>1 Arm</td> <td>2 Arm</td> <td>3 Arm</td> <td>4+ Arm</td> </tr> <tr> <td>0 Back</td> <td>NA</td> <td>SM</td> <td>SOF</td> <td>SOF</td> </tr> <tr> <td>1 Back</td> <td>NA</td> <td>SM</td> <td>SOF</td> <td>SOF</td> </tr> <tr> <td>2 Back</td> <td>SM</td> <td>SM</td> <td>SOF</td> <td>SOF</td> </tr> <tr> <td>3+ Back</td> <td>SOF</td> <td>SOF</td> <td>SOF</td> <td>SOF</td> </tr> </table>					1 Arm	2 Arm	3 Arm	4+ Arm	0 Back	NA	SM	SOF	SOF	1 Back	NA	SM	SOF	SOF	2 Back	SM	SM	SOF	SOF	3+ Back	SOF	SOF	SOF	SOF
		1 Arm	2 Arm	3 Arm	4+ Arm																									
	0 Back	NA	SM	SOF	SOF																									
1 Back	NA	SM	SOF	SOF																										
2 Back	SM	SM	SOF	SOF																										
3+ Back	SOF	SOF	SOF	SOF																										
Sip n Puff	Static Seat Chart																													
ECU	<table border="1" style="border-collapse: collapse; width: 100%;"> <tr> <td></td> <td>1 Arm</td> <td>2 Arm</td> <td>3 Arm</td> <td>4+ Arm</td> </tr> <tr> <td>0 Back</td> <td>NA</td> <td>SM</td> <td>SOF</td> <td>SOF</td> </tr> <tr> <td>1 Back</td> <td>NA</td> <td>SM</td> <td>SOF</td> <td>SOF</td> </tr> <tr> <td>2 Back</td> <td>SM</td> <td>SM</td> <td>SOF</td> <td>SOF</td> </tr> <tr> <td>3+ Back</td> <td>SOF</td> <td>SOF</td> <td>SOF</td> <td>SOF</td> </tr> </table>					1 Arm	2 Arm	3 Arm	4+ Arm	0 Back	NA	SM	SOF	SOF	1 Back	NA	SM	SOF	SOF	2 Back	SM	SM	SOF	SOF	3+ Back	SOF	SOF	SOF	SOF	
	1 Arm	2 Arm	3 Arm	4+ Arm																										
0 Back	NA	SM	SOF	SOF																										
1 Back	NA	SM	SOF	SOF																										
2 Back	SM	SM	SOF	SOF																										
3+ Back	SOF	SOF	SOF	SOF																										

Q-Logic 3 Multiplier Charts