



Pride Mobility Products Co.

5096 South Service Rd, Beamsville, ON, L0R 1B3

Phone: 888-570-1113 | Fax: 866-514-1303 | Email: productorders@pridemobility.com

AADL Quantum 4Front® 2 Order Form with TRU-Balance 3 Positioning (W751)

Account Number: _____ Date: _____

Provider Name: _____

Contact: _____

Phone: _____ Fax: _____

Email: _____

PO Number: _____

Marked for: _____

Ship to Address: _____

City: _____ Prov: _____ PC: _____

QUANTUM 4FRONT²



INTRODUCTION

This form is interactive when viewed with [Adobe Acrobat Reader](#). Complete the form by placing checks in the desired boxes and provide information in the interactive fields. Buttons shown at the bottom of the form may be utilized to print or submit the order form through a desktop email application. To email via a web-based application, please 'Save As' and attach the PDF to your email.

This order form contains a large variety of options to fulfill various patient needs. Descriptions and section notes, such as optional or required, are included to help you complete your order. Other part numbers can be found on the quote acknowledgment after this order form is submitted. Please contact Quantum® Sales at 888-570-1113 if assistance is needed. Send the completed order form by fax (866-514-1303) or email (productorders@pridemobility.com). Incomplete forms may delay the quote or order. Customer service will contact you if the order is incomplete or if there are compatibility issues. If special order requests are needed, be sure that the Patient Information section is completed

All prices are MSRP. Prices, specifications, part numbers, and availability are subject to change without notice. Prices and part numbers as shown are only available when configured as a complete power chair. Please contact technical service for accurate parts ordering.

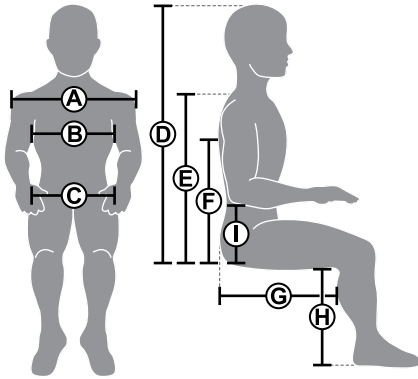
Thank you for choosing Quantum!

PATIENT INFORMATION

Weight: _____ Height: _____ A. Shoulder Width: _____ D. Max Sitting Height: _____ G. Thigh Depth: _____

B. Chest Width: _____ E. Shoulder Height: _____ H. Lower Leg Length: _____

C. Hip Width: _____ F. Axilla Height: _____ I. Elbow Height: _____



1. BASE MODEL

REQUIRED. Select a group 3 power base. 300 lb. weight capacity with standard 6 mph programmable motors and 8 amp off board charger. Dimensions of base without legrests: 24.2"Wx39.9"L

Quantum 4Front 2\$8,450
Part: 4FRONT 2

1A. AUTO CORRECTION SYSTEM

REQUIRED. Smart Traction Control is auto-selected with every 4Front 2.

Smart Traction Control \$400
Part: Various

2. BASE COLOR

REQUIRED. Select one shroud color. Colors shown here may differ from actual product depending on monitor/printer calibration used.

2.1a. Standard Shrouds

-  **Back in Black**
Part: DGN1610108-PBK1
-  **Midnight Blue**
Part: DGN1610108-PBU10

3. BASE MOUNTED LIGHTS

Optional. Select one option. Seat Mounted, LED, Full Light Package option can be found later on this form.

- | | |
|--|--|
| Switch Operated Fender Lights..... No Charge
Part: DGN2004686
Fender lights operate by pressing included single switch button. Fender lighting is not available with Single Actuator Control through Toggle Box. | Base Mounted, LED, Full Light Package \$770
Part: ELE1700035 NOT COVERED BY AADL
Requires Q-Logic 3 EX Joystick for Full Lights or Q-Logic 3e Joystick. |
| | Omit Fender Lights No Charge
Part: DGN1700032 |

4. QUANTUM BACKUP CAMERA

Optional. The backup camera may interfere with armrest mounted accessories such as media device holder.

Quantum Backup Camera \$475
Part: MEC1910365 **NOT COVERED BY AADL**

1. Optional Mounting Bracket

Backup Camera Headrest Bracket..... \$30
Part: MEC1910373 **NOT COVERED BY AADL**
Works with .5" x .5" vertical supports only.



5. DRIVE WHEELS

REQUIRED. Select a type of drive wheels and accent color.

5.1. Drive Wheels

- | | |
|---|--|
| 3"x14" Flat Free Black Tires with Accent Standard
Part: PTOINDV3525 | 4"x14" Flat Free Knobby Black Tires..... \$60 ea.
Part: WHL2006647 x2 |
| 3"x14" Pneumatic Black Tires with Accent No Charge
Part: WHL1704059 x2 | 4"x14" Pneumatic Knobby Black Tires..... \$60 ea.
Part: WHL2006822 x2 |

5.2. Drive Wheel Accent Color

Not available with knobby tires.

- | | | |
|---|---|---|
| Back in Black.....Standard
Part: DGN164245-PBK1 x2 | Evolution Orange.....No Charge
Part: DGN164245-POR7 x2 | Military Digital Camo..... \$42.50 ea.
Part: DGN164245-WCM7 x2 |
| Red Corvette..... No Charge
Part: DGN164245-PRD1 x2 | Midnight Blue No Charge
Part: DGN164245-PBU10 x2 | |
| Night Train..... No Charge
Part: DGN164245-PBK3 x2 | Electric Blue No Charge
Part: DGN164245-PBU9 x2 | |
| Grey Street..... No Charge
Part: DGN164245-PSL3 x2 | Blue Jean No Charge
Part: DGN164245-PBU11 x2 | |
| Deep Purple..... No Charge
Part: DGN164245-PPR5 x2 | Lemon Crush..... No Charge
Part: DGN164245-PYL4 x2 | |
| Raspberry Beret..... No Charge
Part: DGN164245-PPK4 x2 | Green Machine No Charge
Part: DGN164245-PGN11 x2 | |
| Pretty in Pink..... No Charge
Part: DGN164245-PPK3 x2 | Military Green No Charge
Part: DGN164245-PGN8 x2 | |

6. BATTERIES

Optional. The powerchair requires 2 flat top batteries and will be installed if ordered.

- | | |
|---|--|
| Group 24, AGM Cell Battery (MK)..... AADL contract pricing
Part: BAT1712207. | Group 34, Gel Cell Battery (MK) AADL contract pricing
Part: BATGEL1006.
Not available with TRU-Balance 3 Power Lift. |
|---|--|

7. PATIENT'S WEIGHT

REQUIRED. The patient's weight is required to quote and order the power chair.

- | | |
|---|--|
| Up to 200 lb User Weight
Part: PTOINDV3837 | 201 lb-300 lb User Weight
Part: PTOINDV3838 |
|---|--|

8. ELECTRONICS

REQUIRED. Select a type of drive control from the following sections. The No Joystick option is used to omit the joystick and utilize another control, such as a specialty control at the end of this form or found on the [Alternative Controls and Electronics Order Form](#).

8.1a. Omit Joystick

No Joystick, Setup for Q-Logic Electronics
Part: XRF000010

8.1c. Q-Logic 3 Expandable Capacity Controls

Q-Logic 3 expandable capacity controls allow use of specialty controls and multiple actuators.

1. Q-Logic 3 Expandable Capacity Joysticks

Q-Logic 3 Expandable Capacity Joystick \$900
Part: CTL167724

Q-Logic 3 Expandable Capacity Joystick \$900
for Full Light Package
Part: CTL167725
Required with full light packages.



8.2. Q-Logic 3 Joystick Armor

REQUIRED with Q-Logic 3 Joystick selections above. Not available with Q-Logic 3e Joystick. Reference colors shown on page 2.

Black, Soft Touch No Charge
Part: DGN124307

Match Joystick Armor to Base Color Standard
Part: PTOINDV3421

Non-matching Joystick Armor No Charge
Part: PTOINDV3422
Select color below

Part below will be selected with system configurator.

Red Corvette
Part: DGN124336-PRD1

Deep Purple
Part: DGN124336-PPR5

Midnight Blue
Part: DGN124336-PBU10

Green Machine
Part: DGN124336-PGN11

Back in Black
Part: DGN124336-PBK1

Raspberry Beret
Part: DGN124336-PPK4

Electric Blue
Part: DGN124336-PBU9

Military Green
Part: DGN124336-PGN8

--- Night Train*
--- See Black, Soft Touch

Pretty in Pink
Part: DGN124336-PPK3

Blue Jean
Part: DGN124336-PBU11

Military Digital Camo
Part: DGN124336-WCM7

Grey Street
Part: DGN124336-PSL3

Evolution Orange
Part: DGN124336-POR7

Lemon Crush
Part: DGN124336-PYL4

9. JOYSTICK HANDLES

Optional. The standard Q-Logic 3 joystick knob can be seen in an image in the previous section. An optional handle selected below will be mounted to the joystick and the standard handle will be shipped with the unit.

Mushroom Handle (B) \$120
Part: ACCASMB1860.

Extended I-Handle (G) \$140
Part: ACCASMB1857.

Chin Cup (C) \$85
Part: ACCASMB186190

Bodypoint 3" Goal Post Handle \$180
Part: PLSKNCP1057.

T-Bar (D) \$160
Part: ACCASMB1858.

Bodypoint 4" Goal Post Handle \$180
Part: PLSKNCP1058.

Medium Ball Handle (E) \$70
Part: ACCASMB1859.

Soft Ball Handle (F) \$120
Part: ACCASMB1856.




10. JOYSTICK MOUNTING BRACKETS

Optional. Select a mount to be used with a joystick selected in previous section.

10.1a. Fixed, In-line Joystick Bracket

Fixed, In-line, Bracket Standard
Part: FRMASMB10617



10.1b. Swing-Away (Retractable) Joystick Bracket

Allows the joystick to retract to the side of the armrest while maintaining the same joystick orientation.

Adjustable Swing-away \$265
Part: Various.
As pictured to the right "Swing Away Joystick"

Offset Swing-away \$265
Part: Various.
Magnetic latching mechanism.

Basic Swing-away \$265
Part: Various.
Magnetic latching mechanism.
Stealth Height Adjustable Receiver recommended.

As pictured to the right "Swing Away Joystick Offset Mount (Right)"

Left Side Mount
Part: PTOINDV1225

Right Side Mount
Part: PTOINDV1226



10. JOYSTICK MOUNTING BRACKETS

Optional. Select a mount to be used with a joystick selected in previous section.

10.1.c. Specialty Joystick Mounts

Select a bracket and side to mount it.

Retract4 Mount\$450

Part: XRF000003. **CLINICAL JUSTIFICATION**

Full 180° of movement that translates into multi-position use, straight, right offset, left offset, or fold away. Joystick orientation varies as bracket is adjusted.

Multi-Axis Mount \$100

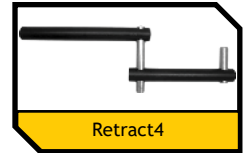
Part: XRF000004

Allows height adjustment of joystick.

Stealth Swing-Away/Flip Down Bracket\$300

Part: XRF000005.

Allows the joystick to pivot to side of armrest, or flip-down if bracket is adjusted.



Retract4



Multi-Axis Joystick Mount

10.2. Joystick Mount Location

Left Side Mount
Part: PTOINDV1225

Right Side Mount
Part: PTOINDV1226

11. TRU-BALANCE 3® SEATING - QUANTUM INTELLIGENT SYSTEMS™

11.1. TRU-Balance 3 Configuration

REQUIRED. Select one seating system. Be sure to complete the seat dimensions, seat to floor, and back selections.

TRU-Balance 3 Static Seat\$1,045

Part: PTOINDV3442

20° of limited recline adjustment (-5/ +15) via gas strut within back cover.

TRU-Balance 3 Power Tilt Only\$6,245

Part: PTOINDV3443.

50° Center of Gravity (CG) power tilt seating system.

TRU-Balance 3 Power Recline Only \$7,875

Part: PTOINDV3444.

175° of power recline.

TRU-Balance 3 Power Tilt & Recline..... \$13,125

Part: PTOINDV3446.

50° CG power tilt with 175° of power recline. Full drive lockout at 20°.

11.2. 10" Power Lift

Optional. Select one option below.

TRU-Balance 3 Power 10" Lift \$2,995

Part: PTOINDV3775. **NOT COVERED BY AADL**

10" of scissor lift. 22"W x 22"D maximum seat size.

11.3. Occupied Transit

Optional. Available in seat dimensions of 16" to 20" wide and 16"-20" deep. Requires TRU-Balance 3 armrests and 60" Sure-lok lap belt. Only available with swing-away legrests and center mount foot platforms.

Occupied Transit \$400

Part: KIT152047 **NOT COVERED BY AADL**

To determine if your chair is WC-19 compliant (occupied), please refer to this website: <http://wc-transportation-safety.umtri.umich.edu/crash-tested-product-lists/wheelchairs>

11.4. Seat Width

REQUIRED with seat selection. 15" width is only available with non-matching back width. Minimum seat width is 12". Maximum seat width is 22".

12" W (#1002)	13" W (#1003)	14" W (#1004)	15" W (#1005)	16" W (#1006)	17" W (#1007)	18" W (#1008)	19" W (#1009)	20" W (#1010)	21" W (#1011)	22" W (#1012)
------------------	------------------	------------------	------------------	------------------	------------------	------------------	------------------	------------------	------------------	------------------

11.5. Seat Width Package

REQUIRED with seat selection.

12"-16" Width Package

Part: XRF000006

Not available with Power Lift.

14"-16" Width Package

Part: XRF000007

Only available with Power Lift.

16"-20" Width Package

Part: XRF000008

20"-24" Width Package

Part: XRF000158

Maximum width is 22".

11.6. Seat Depth

REQUIRED with seat selection. Minimum seat depth is 12". Maximum seat depth is 22".

12" D (#1002)	13" D (#1003)	14" D (#1004)	15" D (#1005)	16" D (#1006)	17" D (#1007)	18" D (#1008)	19" D (#1009)	20" D (#1010)	21" D (#1011)	22" D (#1012)
------------------	------------------	------------------	------------------	------------------	------------------	------------------	------------------	------------------	------------------	------------------

11.7. Seat Depth Package

REQUIRED with seat selection.

12"-16" Depth Package

Part: XRF000011

Not available with Power Lift.

14"-16" Depth Package

Part: XRF000012

Only available with Power Lift.

16"-20" Depth Package

Part: XRF000013

20"-24" Depth Package

Part: XRF000159

Maximum depth is 22".

TRU-Balance 3 seating section continued on following page.

11. TRU-BALANCE 3 SEATING CONTINUED

11.8. Seat to Floor Height

REQUIRED.

Lowest Seat to Floor
Part: PTOINDV3558

Middle Seat to Floor
Part: PTOINDV3559

Highest Seat to Floor
Part: PTOINDV3560

Low	Med	High
Static Seat/ Recline Only 15"	16"	17"
Tilt/Tilt & Recline/Lift 17.75" 18.75" 19.75"		
TRU-Balance 3 Seat to Floor Heights		

11.10. Back Type Selection

REQUIRED. Match a choice in this section with the options in the following back cushion configuration section.

Redesigned, Static Type Back..... \$735
Part: XRF000014

12" and 24" back width will use the TRU-Balance 3 Back assembly. Select a back cushion configuration in the subsequent section.

Back Cane Option..... No Charge
Part: XRF000015

Available only with TRU-Balance 3 Static Seat and Power Tilt (1 actuator) selections. Select cane type, back cane height, and back cushion configuration below.

Redesigned, Flip Forward Back..... \$735
Part: XRF000016

12" and 24" back width will use the TRU-Balance 3 Back assembly. Not available with manual or power recline systems. Only available with 2-post, flip back or pediatric armrests. Not available with 12"-14" width or with attendant manual recline. Select a back cushion type in the subsequent section.

11.11. Back Cane Selection

REQUIRED when Back Cane Option is selected above. Select type and height of back canes.

1. Back Cane Type

Angle Adjustable Back Cane..... No Charge
Part: MEC140266

Flip Forward Back Cane \$25
Part: XRF000273

2" Endomorph (1" per side) Back Cane \$70
Part: XRF000269

4" Endomorph (2" per side) Back Cane..... \$70
Part: XRF000271

2. Back Cane Height

16"H Cane
Part: FRMASMB15834

17"H Cane
Part: FRMASMB15835

20"H Cane
Part: FRMASMB15838

21"H Cane
Part: FRMASMB15839

24"H Cane
Part: FRMASMB15842

25"H Cane
Part: FRMASMB15843

TRU-Balance 3 seating section continued on following page.

11. TRU-BALANCE 3 SEATING CONTINUED

11.12. Back Cushion Configuration

REQUIRED. Sport Back and TRU-Comfort Back selections up to 22" back width will be the Sport 4 or TRU-Comfort 4 back cushions. Sport back and TRU-Comfort back selections of 24" back width will be the Sport or TRU-Comfort 2 back cushions. Select a configuration type and applicable dimensions. See the Sport, Q-Back, and TRU-Comfort back availability chart for stock order back size ranges. Other size backs may be available with special order and extended lead time.

1a. Sport Back/Omit/After-Market Interface

Sport Back No Charge
Part: XRF000017
Complete following width package and size.

Omit Back Pan/Cushion No Charge
Part: PTOINDV1287
Select a following width package.

After-market Back Interface No Charge
Part: ST-SSAPT4-Q. Select a set width in following section, range of 12"-21". Overall seat depth may need to be adjusted to accommodate certain backs. May interfere with gel/waterfall armpads and arm through. Does not include brackets to mount after-market backs. A Special Order is required on back widths less than 16".

TRU-Balance 3 seating section continued on following page.

11. TRU-BALANCE 3 SEATING CONTINUED

11.14. TRU-Balance 3 Back Shroud

REQUIRED. The back shroud is a feature of the TRU-Balance 3 seating system and is available in matching shroud colors. The back shroud is not available when Omit Back Pan/Cushion is selected. Reference colors shown on page 2.

Red Corvette Part: XRF000019	Deep Purple Part: XRF000025	Midnight Blue Part: XRF000029	Green Machine Part: XRF000033
Back in Black Part: XRF000021	Raspberry Beret Part: XRF000026	Electric Blue Part: XRF000030	Military Green Part: XRF000034
Night Train Part: XRF000022	Pretty in Pink Part: XRF000027	Blue Jean Part: XRF000031	
Grey Street Part: XRF000023	Evolution Orange Part: XRF000028	Lemon Crush Part: XRF000032	

11.17. Back Width Package

REQUIRED except when Omit Back Pan/Cushion is selected. Available with +/-4" of seat width.

Match Seat Width Selections Part: PTOINDV3468	14"W-16"W Package Part: XRF000037	18"W-22"W Package Part: XRF000039
10"W-14"W Package Part: XRF000036	16"W-20"W Package Part: XRF000038	20"W-24"W Package Part: XRF000040

TRU-Balance 3 seating section continued on following page.

11. TRU-BALANCE 3 SEATING CONTINUED

11.18. Back Width

REQUIRED except when Omit Back Pan/Cushion is selected. Part number is PTOINDV plus number following # below. Available with +/-4" of seat width.

12" W (#3562)	14" W (#3563)	16" W (#3564)	17" W (#3565)	18" W (#3566)	19" W (#3567)	20" W (#3568)	21" W (#3569)	22" W (#3570)	24" W (#3571)
------------------	------------------	------------------	------------------	------------------	------------------	------------------	------------------	------------------	------------------

11.19. Overall Back Height

Static Seat and Power Tilt available height range: 14"-25"H. Odd heights include 4" gap and even heights include 3" gap between seat pan and bottom of back cushion. Power Recline available height range: 19"-28"H. Odd heights include 6" gap and even heights include 7" gap. See the Sport and TRU-Comfort back availability chart for stock order back size ranges.

14" Height Part: SETHGHT1027	17" Height Part: SETHGHT1030	20" Height Part: SETHGHT1033	23" Height Part: SETHGHT1036	26" Height Part: SETHGHT1039
15" Height Part: SETHGHT1028	18" Height Part: SETHGHT1031	21" Height Part: SETHGHT1034	24" Height Part: SETHGHT1037	27" Height Part: SETHGHT1040
16" Height Part: SETHGHT1029	19" Height Part: SETHGHT1032	22" Height Part: SETHGHT1035	25" Height Part: SETHGHT1038	28" Height Part: SETHGHT1041

Overall Height	Sport Back	TRU-Comfort Back	Sport or TRU-Comfort Back	Sport, Q-Back, or TRU-Comfort Back	Tilt or Static Width										Recline Width									
					12"	14"	15"	16"	17"	18"	19"	20"	21"	22"	24"	12"	14"	15"	16"	17"	18"	19"	20"	21"
14"	T	-	-	-	-	-	-	-	-	-	-	-	-	-	-	-	-	-	-	-	-	-	-	
15"	T	-	-	-	-	-	-	-	-	-	-	-	-	-	-	-	-	-	-	-	-	-	-	
16"	S	S	T	S	T	S	T	S	T	S	T	S	T	S	T	S	T	S	T	S	T	S	T	
17"	S	S	T	S	T	S	T	S	T	S	T	S	T	S	T	S	T	S	T	S	T	S	T	
18"	-	S	T	S	T	S	T	S	T	S	T	S	T	S	T	S	T	S	T	S	T	S	T	
19"	-	S	T	S	T	S	T	S	T	S	T	S	T	S	T	S	T	S	T	S	T	S	T	
20"	-	S	T	S	T	S	T	S	T	S	T	S	T	S	T	S	T	S	T	S	T	S	T	
21"	-	S	T	S	T	S	T	S	T	S	T	S	T	S	T	S	T	S	T	S	T	S	T	
22"	-	S	T	S	T	S	T	S	T	S	T	S	T	S	T	S	T	S	T	S	T	S	T	
23"	-	S	T	S	T	S	T	S	T	S	T	S	T	S	T	S	T	S	T	S	T	S	T	
24"	-	S	T	S	T	S	T	S	T	S	T	S	T	S	T	S	T	S	T	S	T	S	T	
25"	-	S	T	S	T	S	T	S	T	S	T	S	T	S	T	S	T	S	T	S	T	S	T	
26"	-	S	T	S	T	S	T	S	T	S	T	S	T	S	T	S	T	S	T	S	T	S	T	
27"	-	S	T	S	T	S	T	S	T	S	T	S	T	S	T	S	T	S	T	S	T	S	T	
28"	-	S	T	S	T	S	T	S	T	S	T	S	T	S	T	S	T	S	T	S	T	S	T	
29"	-	S	T	S	T	S	T	S	T	S	T	S	T	S	T	S	T	S	T	S	T	S	T	
30"	-	-	-	-	-	-	-	-	-	-	-	-	-	-	-	-	-	-	-	-	-	-	-	
31"	-	-	-	-	-	-	-	-	-	-	-	-	-	-	-	-	-	-	-	-	-	-	-	
32"	-	-	-	-	-	-	-	-	-	-	-	-	-	-	-	-	-	-	-	-	-	-	-	

Sport, Q-Back, and TRU-Comfort Back Availability Chart

11.20. Power Tilt Privacy Flap

Optional. A privacy flap is standard with power recline systems. This selection is to add a flap for power tilt only systems.

Privacy Flap, 9.75" \$35 Part: DWR1044E456B	Privacy Flap, 12.75" \$35 Part: DWR1044E456A
--	---

12. TRU-BALANCE 3 ARMRESTS

REQUIRED. Select the desired type of armrest below. Please read notes to ensure seating compatibility. Be sure to also select an armrest size and armpad type.

12.1a. Flip-Back, 8"-16" H Armrests

Choose a left and right armrest and set height in the following section. Not available with waterfall armpads. Not available with Back Cane Option.

L	R	Flip-Back, 8"-16"H Armrests \$145 ea. Left part: ARM1806662. Right part: ARM1806663
---	---	--

Armrest Support

Optional. Available up to 2" difference between seat and back width via endomorph or mesomorph configuration. Not available less than 16" width seat or back.

L	R	Flip-Back Armrest Downpost \$115 ea. Left part: XRF000265. Right part: XRF000266
---	---	---

12.1b. Two-Post, Height Adjustable, Removable Armrests

Select the armrest and set the left and right heights in the following section. These armrests may interfere with offset backs/ back canes.

L	R	Full Length, Two-Post Armrest \$145 ea. Left part: XRF000047. Right part: XRF000048	L	R	Desk Length, Two-Post Armrest \$145 ea. Left part: XRF000049. Right part: XRF000050
---	---	--	---	---	--

TRU-Balance 3 armrests section continued on following page.

12. TRU-BALANCE 3 ARMRESTS CONTINUED

12.1c. Heavy Duty, Removable Armrests

Select a type of HD removable armrests and the set height in the following section. Only one height package is selectable as a normal configuration. Payer coding, coverage, and bundling guidelines may apply.

8"-12"H, Single Post, Height Adjustable, Removable,\$130 ea.
Heavy Duty (Sold in pairs)
Part: XRF000055.

10"-14"H, Single Post, Height Adjustable, Removable,.....\$130 ea.
Heavy Duty (Sold in pairs)
Part: XRF000056.

12.2. Armrest Height

REQUIRED. Set left and right armrest height. Note the available height range in the option description.

1. Left Armrest Height

8" H PTOINDV3535	10" H PTOINDV3537	12" H PTOINDV3539	14" H PTOINDV3541	16" H PTOINDV3543
9" H PTOINDV3536	11" H PTOINDV3538	13" H PTOINDV3540	15" H PTOINDV3542	

2. Right Armrest Height

8" H PTOINDV3450	10" H PTOINDV3452	12" H PTOINDV3454	14" H PTOINDV3456	16" H PTOINDV3458
9" H PTOINDV3451	11" H PTOINDV3453	13" H PTOINDV3455	15" H PTOINDV3457	

12.3. Armrest Size

REQUIRED. Select a left (L) and right (R) armrest size. This also affects armpad selection.

L R 10" Length
Left part: XRF000057. Right part:
XRF000123

L R 14" Length
Left part: XRF000058. Right part:
XRF000124

L R 17" Length
Left part: XRF000059. Right part:
XRF000125
Only available with Flip-Back, 8"-16" H
Armrests and straight arm pads.

13. TRU-BALANCE 3 ARMPADS

REQUIRED. Select to omit an armpad selection or select a left and right armpad type. Please note that waterfall and gel armpads may cause interference with the seat back.

13.1a. Omit Armpad

Select one below if aftermarket armpads or handpads are required.

No Armpad Selection..... No Charge
Part: XRF000060
Not available with Flip-back, 8"-16" H armrests.

Interface for Aftermarket Pad No Charge
Part: XRF000308
Only available with Flip-back, 8"-16" armrests.

13.1b. Foam Armpads

L R Straight, Armpad Standard
Left part: XRF000061. Right part: XRF000126

L R Waterfall, Armpad No Charge
Left part: XRF000062. Right part: XRF000127
Not available with Flip-back, 8"-16" armrests.

13.1c. Gel Armpads

Sold only in pairs. Armpads are 3" wide. Manufacturer part number for full length is 314G and desk length is 310G.

a. Falcon Gel Armpads for Flip-Back Armrests

Falcon Gel, Full Length Left and Right \$300
Part: ARM1806807 **NOT COVERED BY AADL**
Falcon Gel, Full Length Left, Desk Length Right..... \$250
Part: ARM1806813 **NOT COVERED BY AADL**

Falcon Gel, Desk Length Left, Full Length Right..... \$300
Part: ARM1806810 **NOT COVERED BY AADL**
Falcon Gel, Desk Length Left and Right \$250
Part: ARM1806806 **NOT COVERED BY AADL**

b. Falcon Gel Armpads for Tube Style Armrests

Falcon Gel, Full Length Left and Right \$300
Part: ARM136438 **NOT COVERED BY AADL**
Falcon Gel, Full Length Left, Desk Length Right..... \$250
Part: ARM136442 **NOT COVERED BY AADL**

Falcon Gel, Desk Length Left, Full Length Right..... \$300
Part: ARM136439 **NOT COVERED BY AADL**
Falcon Gel, Desk Length Left and Right \$200
Part: ARM136437 **NOT COVERED BY AADL**

14. TRU-BALANCE 3 JOYSTICK BRACKETS

REQUIRED.

Standard Fixed ReceiverStandard
Part: XRF000063

Stealth Height Adjustable Receiver \$194
Part: XRF000064

15. TRU-BALANCE 3 HEADRESTS

Optional. Select a headrest pad and bracket.

15.1a. Headrests, Comfort Plus with Cool Core

1. Headrest Pads

Stealth 8" Comfort Plus, Cool Core (CP08CCFPM) \$279
 Part: ST-CP08CCFPM-Q. **AADL CODE V081**

Stealth 10" Comfort Plus, Cool Core (CP10CCFPM)..... \$279
 Part: ST-CP10CCFPM-Q. **AADL CODE V081**

Stealth 14" Comfort Plus, Cool Core (CP14CCFPM) \$279
 Part: ST-CP14CCFPM-Q. **AADL CODE V081**

Stealth 6", Comfort Plus, Cool Core (CP06CCFPM) \$279
 Part: ST-CP06CCFPM-Q. **AADL CODE V081**

2. Headrest Brackets

Comfort Plus Headrest Mounting Bracket, UniLink..... \$485
 Part: ST-UHB2D33200-Q. **AADL CODE N535**

16. LAP BELTS

REQUIRED. Select a lap belt below.

16.1a. Standard Lap Belts

38" Lap Belt Part: ACCBELT1006	50" Lap Belt Part: ACCBELT1000	60" Lap Belt Part: ACCBELT1002	70" Lap Belt Part: ACCBELT1003	80" Lap Belt Part: ACCBELT1004	90" Lap Belt Part: ACCBELT1001
--	--	--	--	--	--

16.1b. Optional Lap Belts

Stealth Retractable Lap Belt (IFRB5350).....\$175
 Part: ST-IFRB5350 **NOT COVERED BY AADL**

i-Fit 60" Single Pull, Push Button, Medium \$134
 (7.5") Padded, 1.5" Belt (IFPB5213)
 Part: ST-IFPB5213-Q **AADL CODE N527**

i-Fit 60" Single Pull, Push Button, Large \$134
 Padded (9.5"), 2" Belt (IFPB5314)
 Part: ST-IFPB5314-Q **AADL CODE N527**

i-Fit 60" Single Pull, Push Button, Extra Large \$134
 Padded (11.5"), 2" Belt (IFPB5315)
 Part: ST-IFPB5315-Q **AADL CODE N527**

60" Sure-Lok Lap Belt (Non-retractable)..... \$200
 Required with ISO 7176-19 Compliant Transit Option.
 Part: ACCBELT1016 **NOT COVERED BY AADL**

17. TRU-BALANCE 3 LEGREST CONTROLS

Optional. Specific power legrest options are selected later in this form. Select the control type here, if power legrests are desired, to assist the selection of the power positioning electronics.

Independent Legrests (Requires 2 actuator controls)
 Part: XRF000108

Articulating Foot Platform (Requires 1 Actuator Control)
 Part: XRF000110

Combined Legrests (Requires 2 actuator control)
 Part: XRF000109

18. LEGRESTS

Optional. All efforts will be made to accommodate legrest length selection, but minor changes may need to be made to meet shipping guidelines. Some adjustments may be needed upon receipt of the unit.

18.1a. Basic Center Mount Foot Platform

Select legrest length in following section.

Short	Medium	Long
8"-10"	10"-14"	14"-20"
Basic Center Mount Extension Range		

1. Center Mount Foot Platform Type

Basic Center Mount.....\$200
 Part: XRF000323

2. Basic Center Mount Foot Platform Extension and Angle Adjustable Footplates

See legrest length matrix for compatibility.

Short Extension, 5"x9" Footplates
 Part: MEC1906675. HCPCS: K0040

Medium Lower Extension, 6.25"W Tapered 5"W x 12"D
 Part: MEC2104853. HCPCS: K0040

Medium Extension, 5"x9" Footplates
 Part: MEC1906680. HCPCS: K0040

Long Lower Extension, 6.25"W Tapered 5"W x 12"D
 Part: MEC2104854. HCPCS: K0040

Long Extension, 5"x9" Footplates
 Part: MEC1906677. HCPCS: K0040

3. Basic Center Mount Calf Pads

Calf pads are standard with a power articulating foot platform.

Small Calf Pads, Basic Center Mount..... \$210
 Part: RIG2104369

Large Calf Pads, Basic Center Mount \$210
 Part: RIG2202997
 Only available with Long Length Extension.

Legrests section continued on following pages.

18. LEGRESTS CONTINUED

4. Basic Center Mount Additional Accessories

Basic Center Mount Footplate Connector \$55
 Part: RIG2104240

18.1b. Center Mount Foot Platform

If power articulating foot platform is selected, be sure power legrest control has been selected in previous section. Select legrest length in following section.

1. Center Mount Foot Platform Type

Power Articulating Foot Platform \$3,145
 Part: PTOINDV3754. **NOT COVERED BY AADL**

Quick Adjustable Center Mount Foot Platform \$265
 Part: XRF000311. HCPCS: K0040

Medium	Long
11"-17"	14"-20"
Power AFP Extension Range	

Pediatric	Medium	Long
8.5"-12.5"	11"-16.5"	14"-20"
Quick Adj Center Mount Extension Range		

2. Extension and Angle Adjustable Footplates

See legrest length matrix for compatibility.

Pediatric Extension, 5"x6" Footplates
 Part: RIG152577

Not available with power articulating platform.

Pediatric Extension, 5"x8" Footplates
 Part: RIG152578

Not available with power articulating platform.

Medium Extension,
 5"x6" Footplates
 Part: RIG150206

Medium Extension,
 5"x8" Footplates with Width Extension
 Part: MEC1707469

Medium Extension,
 5"x12" Footplates with Width Extension
 Part: MEC1707465

Long Extension,
 5"x6" Footplates
 Part: RIG151505

Long Extension,
 5"x8" Footplates with Width Extension
 Part: MEC1707474

Long Extension,
 5"x12" Footplates with Width Extension
 Part: MEC1707468

3a. Center Mount Calf Support

*Calf pads are standard with a power articulating foot platform. Select calf pads covers for additional charge. Calf pad and panel covers include 1/2" of soft visco foam.

Small Calf Pads, AFP Only, 6"Wx6"H (pair) Standard
 Part: RIGASMB7120018

Small Calf Pads, Quick Adjustable Center Mount Only, \$210
 6"Wx6"H (pair)
 Part: XRF000156

Large Calf Pads, AFP Only, 8" taper to 6"Wx8"H (pair) Standard
 Part: RIGASMB7120019

Large Calf Pads, Quick Adjustable Center Mount Only, \$210
 8" taper to 6"Wx8"H (pair)
 Part: XRF000157

3b. Center Mount Calf Panel

Calf pads are standard with a power articulating foot platform.

Small Calf Panel, 18"Wx8"H \$210
 Part: FRMASMB7110007

Large Calf Panel, 24"Wx8"H \$265
 Part: RIG123824
 Only available on widths of 20" or greater.

5. Additional Accessories

Small Reversed Dartex Calf Pad Cover (pair) \$150
 Part: RIG133717 **NOT COVERED BY AADL**

Large Reversed Dartex Calf Pad Cover (pair) \$150
 Part: RIG133719 **NOT COVERED BY AADL**

Small Reversed Dartex Panel Cover (pair) \$150
 Part: RIG134673 **NOT COVERED BY AADL**

Large Reversed Dartex Panel Cover (pair) \$150
 Part: RIG134744 **NOT COVERED BY AADL**

Small Foam Calf Pad Cover (pair) \$150
 Part: ST-CSCS0775-Q **NOT COVERED BY AADL**

Large Foam Calf Pad Cover (pair) \$150
 Part: ST-CSCS0985-Q **NOT COVERED BY AADL**

Small Foam Panel Cover (pair) \$150
 Part: ST-CSCP0920-Q **NOT COVERED BY AADL**

Large Foam Panel Cover (pair) \$150
 Part: ST-CSCP0927-Q **NOT COVERED BY AADL**

Footplate Connector \$55
 Part: RIGASMB7120023 **NOT COVERED BY AADL**

Footplate Riser \$150
 Part: XRF000348 **NOT COVERED BY AADL**
 Not available with Long Extension. Select legrest length between 2"
 to 9" at 1" increments.

6. Stealth Gel Footplate Covers

5"x8" Tapered Gel Footplate Covers \$346
 Part: ST-FPG5008T-Q. HCPCS: K0108 **NOT COVERED BY AADL**

5"x11" Tapered Gel Footplate Covers \$346
 Part: ST-FPG5011T-Q. HCPCS: K0108 **NOT COVERED BY AADL**

5"x8" Tapered Gel Footplate Covers for Width Extension \$346
 Part: ST-FPG6508T-Q. HCPCS: K0108 **NOT COVERED BY AADL**

5"x11" Tapered Gel Footplate Cover for Width Extension \$346
 Part: ST-FPG7011T-Q. HCPCS: K0108 **NOT COVERED BY AADL**

Legrests section continued on following pages.

18. LEGRESTS CONTINUED

18.1b. 70° Power Articulating, Swing Away Legrests

4" of articulating range. Be sure power legrest control has been selected in previous section. Select an upper extension type and footplate. Pair (P), left (L), and right (R) configurations are selected by checking the appropriate boxes. Select legrest length in following section.

1. Articulating Legrest Upper Assembly

<table border="0"> <tr> <td style="text-align: center;">P L R</td> <td>70° Articulating, Swing-Away..... \$1,432.50 ea.</td> </tr> <tr> <td style="text-align: center;">P L R</td> <td>Legrest with 14.5"-18" Extension NOT COVERED BY AADL</td> </tr> </table>	P L R	70° Articulating, Swing-Away..... \$1,432.50 ea.	P L R	Legrest with 14.5"-18" Extension NOT COVERED BY AADL	<table border="0"> <tr> <td style="text-align: center;">P L R</td> <td>70° Articulating, Swing-Away \$1,432.50 ea.</td> </tr> <tr> <td style="text-align: center;">P L R</td> <td>Legrest with 11"-13" Extension NOT COVERED BY AADL</td> </tr> </table>	P L R	70° Articulating, Swing-Away \$1,432.50 ea.	P L R	Legrest with 11"-13" Extension NOT COVERED BY AADL
P L R	70° Articulating, Swing-Away..... \$1,432.50 ea.								
P L R	Legrest with 14.5"-18" Extension NOT COVERED BY AADL								
P L R	70° Articulating, Swing-Away \$1,432.50 ea.								
P L R	Legrest with 11"-13" Extension NOT COVERED BY AADL								

70° Power Articulating, Swing-Away Legrest Compatibility Matrix	Power Recline or Static Seat			Power Tilt			Power Lift		
	Low	Med.	High	Low	Med.	High	Low	Med.	High
Angle Adjustable, 11"-13"	✓	✓	✓	✓	✓	✓	✓	✓	✓
Angle Adjustable, 14.5"-18"	!	!	!	!	!	!	!	!	!

This rigging configuration causes no interference issues at this seat-to-floor height.
 This rigging configuration may have less than 1.75" clearance when fully extended and may interfere with the ground or reduce obstacle climbing ability.

2. Angle Adjustable Footplate with Heel Loop and Wheel Bumper

*The 6"x11" footplates may cause interference with seat widths less than 18". *The 8"x11" footplates may cause interference with seat widths less than 20".

<table border="0"> <tr> <td style="text-align: center;">P L R</td> <td>4"Wx6"D</td> </tr> <tr> <td></td> <td>Pair part: FRMASMB7448. Left part: RIG133543. Right part: RIG133566.</td> </tr> </table>	P L R	4"Wx6"D		Pair part: FRMASMB7448. Left part: RIG133543. Right part: RIG133566.	<table border="0"> <tr> <td style="text-align: center;">P L R</td> <td>5"Wx8"D</td> </tr> <tr> <td></td> <td>Pair part: FRMASMB7450. Left part: RIG133545. Right part: RIG133568.</td> </tr> </table>	P L R	5"Wx8"D		Pair part: FRMASMB7450. Left part: RIG133545. Right part: RIG133568.	<table border="0"> <tr> <td style="text-align: center;">P L R</td> <td>6"Wx11"D¹</td> </tr> <tr> <td></td> <td>Pair part: FRMASMB7452. Left part: RIG133548. Right part: RIG133570.</td> </tr> </table>	P L R	6"Wx11"D¹		Pair part: FRMASMB7452. Left part: RIG133548. Right part: RIG133570.
P L R	4"Wx6"D													
	Pair part: FRMASMB7448. Left part: RIG133543. Right part: RIG133566.													
P L R	5"Wx8"D													
	Pair part: FRMASMB7450. Left part: RIG133545. Right part: RIG133568.													
P L R	6"Wx11"D¹													
	Pair part: FRMASMB7452. Left part: RIG133548. Right part: RIG133570.													
<table border="0"> <tr> <td style="text-align: center;">P L R</td> <td>5"Wx6"D</td> </tr> <tr> <td></td> <td>Pair part: FRMASMB7449. Left part: RIG133544. Right part: RIG133567.</td> </tr> </table>	P L R	5"Wx6"D		Pair part: FRMASMB7449. Left part: RIG133544. Right part: RIG133567.	<table border="0"> <tr> <td style="text-align: center;">P L R</td> <td>6"Wx8"D¹</td> </tr> <tr> <td></td> <td>Pair part: FRMASMB7451. Left part: RIG133547. Right part: RIG133569.</td> </tr> </table>	P L R	6"Wx8"D¹		Pair part: FRMASMB7451. Left part: RIG133547. Right part: RIG133569.	<table border="0"> <tr> <td style="text-align: center;">P L R</td> <td>8"Wx11"D²</td> </tr> <tr> <td></td> <td>Pair part: FRMASMB7453. Left part: RIG133549. Right part: RIG133571.</td> </tr> </table>	P L R	8"Wx11"D²		Pair part: FRMASMB7453. Left part: RIG133549. Right part: RIG133571.
P L R	5"Wx6"D													
	Pair part: FRMASMB7449. Left part: RIG133544. Right part: RIG133567.													
P L R	6"Wx8"D¹													
	Pair part: FRMASMB7451. Left part: RIG133547. Right part: RIG133569.													
P L R	8"Wx11"D²													
	Pair part: FRMASMB7453. Left part: RIG133549. Right part: RIG133571.													

3. Power Articulating, Swing-Away Legrest Accessories

Calf Pad (pair) 6"Wx6"H..... No Charge
 Part: MEC153735

Legrests section continued on following pages.

18. LEGRESTS CONTINUED

18.1c. 60°-90° Swing-Away Legrests

Adjustable in 5° increments. Select a legrest upper, a legrest extension, and type of footplate. Pair (P), left (L), and right (R) configurations are selected by checking the appropriate boxes. Select legrest length in following section.

1a. 60°-90° Swing-Away Legrest Upper

P L R 60°-90° Swing-Away Legrest..... \$285
 Pair part: RIG120062. Left: FRMASMB17558.
 Right: FRMASMB17559
 Not available with 11"-13" extensions.

P L R 60°-90° Swing-Away Legrest, Short..... \$285
 Pair part: RIG136481. Left: RIG132607.
 Right: RIG132609.
 For use only with 11"-13" lower extensions.

2. Swing-Away Legrests Lower Extension

P L R 11"-13" Length
 Pair part: XRF000088.
 Left: XRF000089.
 Right: XRF000090.
 N/A with Multi-axis.

P L R 13"-16.5" Length
 Pair part: XRF000094.
 Left: XRF000095.
 Right: XRF000096.
 N/A with Multi-Axis.

P L R 11"-16.5" Length
 Pair part: XRF000091.
 Left: XRF000092.
 Right: XRF000093.
 N/A with Angle Adjustable.

P L R 15.5"-19.5" Length
 Pair part: XRF000097.
 Left: XRF000098.
 Right: XRF000099.

60°-90° Swing-Away Legrest Compatibility Matrix	Power Recline or Static Seat			Power Tilt			Power Lift		
	Low	Med.	High	Low	Med.	High	Low	Med.	High
Extruded, 11"-13"	!	✓	✓	✓	✓	✓	✓	✓	✓
Extruded, 13"-16.5"	!	✓	✓	✓	✓	✓	✓	✓	✓
Extruded, 15.5"-19.5"	!	!	!	!	!	!	!	!	✓
Angle Adjustable, 13"-16.5"	!	✓	✓	✓	✓	✓	✓	✓	✓
Angle Adjustable, 15.5"-19.5"	!	!	!	!	!	!	!	!	✓
Multi-Axis, 11"-16.5"	!	✓	✓	✓	✓	✓	✓	✓	✓
Multi-Axis, 15.5"-19.5"	!	!	!	!	!	!	!	!	✓

11"-13" extension causes no interference at all seat-to-floor heights.

This rigging configuration causes no interference issues at this seat-to-floor height.

This rigging configuration may have less than 1.75" clearance when fully extended and may interfere with the ground or reduce obstacle climbing ability.

3a. Extruded Footplate(s)

P L R 7.25"Wx6"D Extruded Footplate..... Standard
 Part pair: FRMASMB7847. Left: FRMASMB7861
 Right: FRMASMB7862

P L R 8.5"Wx6"D Extruded Footplate Standard
 Part pair: FRMASMB7848. Left: FRMASMB7863
 Right: FRMASMB7864
 May cause interference on seat widths less than 18."

3b. Angle Adjustable Footplate(s) and Heel Loops

¹The 6"x11" footplates may cause interference with seat widths less than 18". ²The 8"x11" footplates may cause interference with seat widths less than 20".

P L R 4"Wx6"D \$87.50 ea.
 Pair part: FRMASMB10564. Left: RIG133537. Right: RIG133560

P L R 6"Wx8"D¹ \$87.50 ea.
 Pair part: FRMASMB10567. Left: RIG133540. Right: RIG133563

P L R 5"Wx6"D..... \$87.50 ea.
 Pair part: FRMASMB10565. Left: RIG133538. Right: RIG133561

P L R 6"Wx11"D¹ \$87.50 ea.
 Pair part: FRMASMB10568. Left: RIG133541. Right: RIG133564

P L R 5"Wx8"D \$87.50 ea.
 Pair part: FRMASMB10566. Left: RIG133539. Right: RIG133562

P L R 8"Wx11"D² \$87.50 ea.
 Pair part: FRMASMB10569. Left: RIG133542. Right: RIG133565

3c. Multi-Axis Footplate(s) and Heel Loops

¹The 6"x11" footplates may cause interference with seat widths less than 18". ²The 8"x11" footplates may cause interference with seat widths less than 20".

P L R 4"Wx6"D \$260 ea.
 Pair part: FRMASMB9456. Left: RIG133531. Right: RIG133552

P L R 6"Wx8"D¹ \$260 ea.
 Pair part: FRMASMB9459. Left: RIG133534. Right: RIG133555

P L R 5"Wx6"D..... \$260 ea.
 Pair part: FRMASMB9457. Left: RIG133532. Right: RIG133553

P L R 6"Wx11"D¹ \$260 ea.
 Pair part: FRMASMB9460. Left: RIG133535. Right: RIG133558

P L R 5"Wx8"D \$260 ea.
 Pair part: FRMASMB9458. Left: RIG133533. Right: RIG133554

P L R 8"Wx11"D² \$260 ea.
 Pair part: FRMASMB9461. Left: RIG133536. Right: RIG133559

4. 60°-90° Swing-Away Legrest Accessories

Gel Neoprene Footrest Sleeve (pair) \$80
 Part: INDPART2243. HCPCS: K0108

Legrests section continued on following pages.

18. LEGRESTS CONTINUED

18.1d. Elevating Legrests

Select a legrest upper, a legrest extension, and type of footplate. Pair (P), left (L), and right (R) configurations are selected by checking the appropriate boxes. Select legrest length in following section.

1. Elevating Legrests Upper

P L R Elevating Legrest Assembly \$275 ea.
 Pair part: FRMASMB4755. Left: RIG138012
 Right: RIG138013. E0990
 Select lower extension and footplates

2. Lower Extension

P L R 11"-14" Length
 Pair: FRMASMB4756. Left: RIG138026. Right: RIG138030
 For reinforced only

P L R 8.5"-12" HD Drop-Ins/12.5"-16.5" ELR, Ext Length
 Pair part: XRF000101. Left: XRF000102. Right: XRF000103
 For angle adjustable only

P L R 14"-17" Length
 Pair: FRMASMB4756. Left: RIG138033. Right: RIG138035
 For reinforced only

P L R 13"-18" HD Drop-Ins/15.5"-19.5" ELR, Ext Length
 Pair part: XRF000104. Left: XRF000105. Right: XRF000106
 For angle adjustable only

3a. Reinforced Cast Footplate(s)

P L R 7.25"Wx6"D Reinforced Footplate..... Standard
 Pair part: FRMASMB4748. Left: RIG138055. Right: RIG138056

P L R 8.5"Wx6"D Reinforced Footplate Standard
 Pair part: FRMASMB4747. Left: RIG138060. Right: RIG138062
 May cause interference on seat widths less than 18."

3b. Angle Adjustable Footplate(s)

¹The 6"x11" footplates may cause interference with seat widths less than 18". ²The 8"x11" footplates may cause interference with seat widths less than 20". 4"x6" and 5"x6" footplates are only available in pairs.

P L R 4"Wx6"D \$87.50 ea.
 Pair parts: FRMASMB8812 x2.

P L R 6"Wx8"D¹ Footplates with Heel Loops \$87.50 ea.
 Pair part: FRMASMB4738. Left: RIG137793. Right: RIG137795

P L R 5"Wx6"D..... \$87.50 ea.
 Pair parts: FRMASMB8811 x2.

P L R 6"Wx11"D¹ Footplates with Heel Loops \$87.50 ea.
 Pair part: FRMASMB4741. Left: RIG137796. Right: RIG137797

P L R 5"Wx8"D Footplates with Heel Loops \$87.50 ea.
 Pair part: FRMASMB4735. Left: RIG137791. Right: RIG137792

P L R 8"Wx11"D² Footplates with Heel Loops \$87.50 ea.
 Pair part: FRMASMB4744. Left: RIG137798. Right: RIG137799

Elevating Legrest Compatibility Matrix	Power Recline or Static Seat			Power Tilt			Power Lift		
	Low	Med.	High	Low	Med.	High	Low	Med.	High
Reinforced, 11"-14"	✓	✓	✓	✓	✓	✓	✓	✓	✓
Reinforced, 14"-17"	!	!	✓	!	✓	✓	✓	✓	✓
Angle Adjustable, 12"-16.5"	✓	✓	✓	✓	✓	✓	✓	✓	✓
Angle Adjustable, 15.5"-19.5"	!	!	!	!	!	✓	!	✓	✓

This rigging configuration causes no interference issues at this seat-to-floor height.
 This rigging configuration may have less than 1.75" clearance when fully extended and may interfere with the ground or reduce obstacle climbing ability.

18.2. Legrest Accessories

Heel Loops (pair)..... \$35
 Part: FRMASMB7873. HCPCS: E0951
 Standard on angle adjustable and multi axis footplates when noted.

Wheel Bumper..... \$15 ea.
 Part: XRF000100

18.3. Set Legrest Extension Length

REQUIRED with matching left and right legrest configuration. Part number is PTOINDV plus number following # below. Non-matching or individual legrest configurations lengths are not set by the manufacturer.

7" L (#3470)	8.5" L (#3473)	10" L (#3476)	11.5" L (#3479)	13" L (#3482)	14.5" L (#3485)	16" L (#3488)	17.5" L (#3491)	19" L (#3494)	20.5" L (#3497)	22" L (#3669)
7.5" L (#3471)	9" L (#3474)	10.5" L (#3477)	12" L (#3480)	13.5" L (#3483)	15" L (#3486)	16.5" L (#3489)	18" L (#3492)	19.5" L (#3495)	21" L (#3498)	22.5" L (#3670)
8" L (#3472)	9.5" L (#3475)	11" L (#3478)	12.5" L (#3481)	14" L (#3484)	15.5" L (#3487)	17" L (#3490)	18.5" L (#3493)	20" L (#3496)	21.5" L (#3600)	

19. TRU-BALANCE 3 POWER POSITIONING ELECTRONICS

REQUIRED with power seating or legrest options.

19.1a. Q-Logic 3 Controls through Joystick

- Single Actuator Through Q-Logic 3 Controller and Interface (AM)..... No Charge
- 2 Actuators Through Q-Logic 3 Controller and Interface (AM)\$1,250
Not funded by ADP
- 3 Actuators Through Q-Logic 3 Controller and Interface (AM) \$1,500
Not funded by ADP
- Up to 5 Actuators Through Q-Logic 3 Controller and Interface (AAM).....\$1,675
ADP: SECX15005



1. Optional Switch Control

Available with Q-Logic 3 only. 4-Way switches will be mounted to same side of joystick.

- | | | |
|---|--|---|
| 4-Function Push Button.....\$225
<i>Part: CTL123218 NOT COVERED BY AADL</i>
See next section for switch mounting.
Only available with AAM. | 4-Way Toggle.....\$575
<i>Part: ELEASMB5925 NOT COVERED BY AADL</i>
Only available with AAM. | 4-Way Button Toggle.....\$575
<i>Part: ELEASMB5926 NOT COVERED BY AADL</i>
Only available with AAM. |
| iAccess Flat Button.....\$575
<i>Part: CTL144009 NOT COVERED BY AADL</i>
See next section for switch mounting. | iAccess Toggle Button.....\$575
<i>Part: CTL144010 NOT COVERED BY AADL</i>
See next section for switch mounting. | |

19.2. 4-Function Push Button/iAccess Mount

REQUIRED with 4-Function Push Button or iAccess options.

- | | |
|--|---|
| Joystick Mount No Charge
<i>Part: MEC1907500</i> | Attendant Mount \$35
<i>Part: MEC1906564 NOT COVERED BY AADL</i> |
| Under Arm Mount, Flip-Back Armrest..... No Charge
<i>Part: MEC1906531</i> | Under Arm Mount, Flip-Back Armrest, plus iAccess Guard \$35
<i>Part: MEC2001400 NOT COVERED BY AADL</i> |
| Under Arm Mount, Tube Style Armrest No Charge
<i>Part: MEC1906530</i> | Under Arm Mount, Tube Style Armrest, plus iAccess Guard \$35
<i>Part: MEC2001401 NOT COVERED BY AADL</i> |

1. Under Arm Mount Side Selection

- | | |
|---|--|
| Left Side Under Arm Mount
<i>Part: PTOINDV3678</i> | Right Side Under Arm Mount
<i>Part: PTOINDV3679</i> |
|---|--|

20. TRU-BALANCE 3 ATTENDANT CONTROL

Optional. *Attendant control will be at no charge when ordered with Tilt and Recline. Mounting bracket is included.

- Attendant Control \$950
Part: XRF000078. PRIOR APPROVAL FROM AADL REQUIRED

21. SEAT MOUNTED LED LIGHTS

Optional. Requires Q-Logic 3 Joystick for Full Light Package or Q-Logic 3e Joystick.

- Seat Mounted, LED, Full Light Package\$770
Part: XRF000130 NOT COVERED BY AADL
Not available with Base Mounted, LED, Full Light Package.

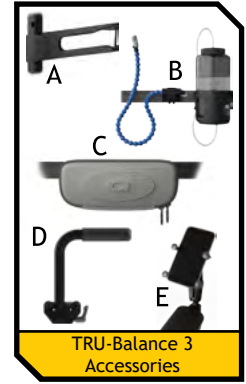


22. PROVIDER INSTALLED ACCESSORIES

Optional. Multiple accessories can be mounted along the various tracks but some interference may occur.

- Privacy Bag \$80
Part: ACC1907570 **NOT COVERED BY AADL**
- TRU-Balance 3 Cane/Crutch Holder \$100
Part: ACC152515. **NOT COVERED BY AADL**
- Quantum Backpack \$200
Part: ACC1905853 **NOT COVERED BY AADL**
- Transfer Handle (D).....\$305
Part: MEC1809930. **NOT COVERED BY AADL**
Not available with Heavy Duty armrests.
- TRU-Balance 3 Cup Holder..... \$20
Part: ACC125003 **NOT COVERED BY AADL**
For use with TRU-Balance 3 (track style) armrests.
- Cup Holder (Tube-style Armrest)..... \$20
Part: ACCASMB2634 **NOT COVERED BY AADL**
For use with tube-style armrests.
- TRU-Balance 3 Personal Item Hook \$20
Part: ACC125008 **NOT COVERED BY AADL**
Not available with back cane option.
- TRU-Balance 3 Reflector Kit..... \$35
Part: ACC124670 **NOT COVERED BY AADL**
- TRU-Balance 3 Backpack Holder (Pair) (A) \$42
Part: ACC147774 **NOT COVERED BY AADL**
Not available with back cane option.
- TRU-Balance 3 Front Mounted Cell Phone/ Media Holder, X-Grip (E) \$95
Part: ACC155835 **NOT COVERED BY AADL**
Not available with Heavy Duty armrests.
- TRU-Balance 3 Rear View Mirror \$35
Part: ACC155833 **NOT COVERED BY AADL**
Not available with Heavy Duty armrests.
- TRU-Balance 3 Oxygen Holder \$110
Part: ACC125006. **NOT COVERED BY AADL**
Includes accessory bar, a credit will be applied PTOIN-DV3769.
- TRU-Balance 3 Clothing Guard (Pair) \$275
Part: ACC125007 **NOT COVERED BY AADL**

- Not available with Heavy Duty armrests.
- TRU-Balance 3 Glove Box (C) \$85
Part: ACC125011 **NOT COVERED BY AADL**
- Stealth Large Tablet Holder \$565
Part: ACC141818 **NOT COVERED BY AADL**
Not available with Heavy Duty armrests.
- Trilogy Vent Tray \$420
Part: ACC136791. **NOT COVERED BY AADL**
Includes accessory bar, a credit will be applied PTOIN-DV3769. Contact custom for models other than 100 and 200.
- Compact Vent Tray \$1,395
Part: ACC133889. **NOT COVERED BY AADL**
- VOCSN Vent Tray \$1,000
Part: ACC2000162 **NOT COVERED BY AADL**
- Push Handles (pair) \$140
Part: ACC2005027 **NOT COVERED BY AADL**
Not available with oxygen holder, back cane option, or vent tray.
- Accessory Bar \$90
Part: ACC1909634 **NOT COVERED BY AADL**
Horizontal rail attached to rear of seat. Standard with the Trilogy vent tray and oxygen holder. Not available with back cane option.
- Large, Black, Weather Cover \$240
Part: ACCCOVR1021 **NOT COVERED BY AADL**
- Q-Logic EX/NE Programmer \$625
Part: ELEASMB6976 **NOT COVERED BY AADL**



25. ALTERNATIVE CONTROLS AND ELECTRONICS

Optional. Select a type of specialty controls below. More options are available on the [Alternative Controls and Electronics order form](#).

25.1. Enhanced Display

Q-Logic 3 Enhanced Display Kit..... \$2,045
 Part: CTL167726

Select a color option below. Includes enhanced display, flexible gooseneck and mounting bracket. Features: 3.5" LCD display; up to 5 profiles to control drive, seat, and auxiliary functions; Bluetooth connectivity for mobile devices and mouse emulation; integrated single switch scanner; IR controls.



Enhanced Display

Q-Logic 3 Enhanced Display Shroud

Required with Q-Logic 3 Enhanced Display selection above. Reference colors shown on page 2.

Black, Soft TouchStandard **Non-matching Shroud**..... \$50 **Match Shroud to Base Color** \$50
 Part: DGN137728 Select color below Part: See color below

Red Corvette Part: DGN137729-PRD1	Grey Street Part: DGN137729-PSL3	Evolution Orange Part: DGN137729-POR7	Lemon Crush Part: DGN137729-PYL4	Military Green Part: DGN137729-PGN8
Back in Black Part: DGN137729-PBK1	Deep Purple Part: DGN137729-PPR5	Midnight Blue Part: DGN137729-PBU10	Green Machine Part: DGN137729-PGN11	
Night Train Part: DGN137729-PBK3	Pretty in Pink Part: DGN137729-PPK3	Electric Blue Part: DGN137729-PBU9		

25.2. Q-Logic SCIM Module

Optional.

SCIM Module for Q-Logic 3 \$850
 Part: CTL168055 **AADL CODE W100**

Allows use of joystick display for specialty devices. Available with Q-Logic 3 EX Joystick selection above. Up to 5 profiles to control drive, seat, and auxiliary functions, excluding sip-n-puff and single switch functions. A switch is required to operate the input device attached to the SCIM module.



SCIM Module

25.3. Q-Logic 3 SAJ

Q-Logic 3 EX SAJ \$850

Part: CTL143980 **AADL CODE W100**

Must be used in conjunction with Enhanced Display or Q-Logic 3 Joystick.



EX SAJ

25.4. Head Array

Adult, i-Drive Tri-Array Series, 3-Switch \$7,406
Head Array (IDHBT200)

Part: ST-IDHBT200-U-Q. **AADL CODE W100**

Features bluetooth, head support, 3 non-proportional proximity sensors for drive control, an egg switch for reset mode change, and i-Drive smart box.

Adult, i-Drive Pro Series Head Array \$7,486
(IDHBT300-1) AADL CODE W100

Part: ST-IDHBT300-U-Q

Features bluetooth, head support with occipital pad and 2 swing-away spot pads for left and right side, 3 non-proportional proximity sensors, an egg switch for reset mode change, and i-Drive smart box.



Adult Pro-Series

25.5. Sip and Puff Drive

1. Module

Sip and Puff Module for Q-Logic 3 \$1,695

Part: CTL168056 ADP: WEX5 **AADL CODE W100**

Includes module and mounting hardware.



Sip & Puff Module

2. Straw and Mount

The straw and mount do not include electrical components to operate the Sip&Puff with a head array. This component requires the selection of a Q-Logic Sip&Puff module or additional module from Stealth Products for operation.

Stealth Sip and Puff for Stealth i-Drive, \$410

Head Array (SP625-U)

Part: ST-SP625-U-Q. **AADL CODE W100**

Includes straw and mounting hardware.



Stealth Sip & Puff

25.6. Sip and Puff Drive

Red Egg Switch (ESRED)..... \$116
 Part: SWTMCR01077 **AADL CODE W100**

Blue Egg Switch (ESBLU)..... \$116
 Part: SWTMCR01079 **AADL CODE W100**

Black Egg Switch (ESBLK)..... \$116
 Part: SWTMCR01081 **AADL CODE W100**

Green Egg Switch (ESGRN) \$116
 Part: SWTMCR01078 **AADL CODE W100**

Yellow Egg Switch (ESYEL) \$116
 Part: SWTMCR01080 **AADL CODE W100**



Egg Switch

Alternative controls and electronics section continued on following page.

25. ALTERNATIVE CONTROLS AND ELECTRONICS CONTINUED

25.7. Switch Adapter

2 to 1 Switch Adapter \$135
 Part: DWR1361H037 **AADL CODE W100**
 Connects 2 single switches to a stereo jack to act as a dual switch.

25.8. Environmental Controls

Q-Logic 3 ECU Module Kit \$1,780
 Part: CTL168057 **AADL CODE W100**

26. TRU-BALANCE 3 MULTIPLIER HARNESS

REQUIRED. Multiple controllers or power accessories may require an additional multiplier harness or special order. Reference the chart below to determine the appropriate selection. The rows refer to the total amount of arm mounted devices and the columns refer to the total amount of back mounted devices. The online order configurator will automatically make this selection under specialty controls.

Secondary Multiplier (SM) \$250
 Part: XRF000107

Arm Mounts	Joystick (Hand Control)				
	Enhanced Display				
	iAccess				
	USB Charger				
	SAJ				
Back Mounts	Attendant Control				
	SCIM				
	Sip n Puff				
	ECU				

	1 Arm	2 Arm	3 Arm	4+ Arm
0 Back	NA	SM	SM	SOF
1 Back	NA	SM	SM	SOF
2 Back	SM	SM	SM	SOF
3+ Back	SOF	SOF	SOF	SOF

Power Positioning Chart

	1 Arm	2 Arm	3 Arm	4+ Arm
0 Back	NA	SM	SOF	SOF
1 Back	NA	SM	SOF	SOF
2 Back	SM	SM	SOF	SOF
3+ Back	SOF	SOF	SOF	SOF

Static Seat Chart

Q-Logic 3 Multiplier Charts

NA No additional Multiplier
SM Secondary Multiplier
SOF Special Order Required