



Pride Mobility Products Co.

5096 South Service Rd, Beamsville, ON, L0R 1B3

Phone: 888-570-1113 | Fax: 866-514-1303 | Email: productorders@pridemobility.com

# AADL Quantum 1450 Order Form with TRU-Balance® (W709)

Account Number: \_\_\_\_\_ Date: \_\_\_\_\_

Provider Name: \_\_\_\_\_

Contact: \_\_\_\_\_

Phone: \_\_\_\_\_ Fax: \_\_\_\_\_

Email: \_\_\_\_\_

PO Number: \_\_\_\_\_

Marked for: \_\_\_\_\_

Ship to Address: \_\_\_\_\_

City: \_\_\_\_\_ Prov: \_\_\_\_\_ PC: \_\_\_\_\_



## INTRODUCTION

This form is interactive when viewed with [Adobe Acrobat Reader](#). Complete the form by placing checks in the desired boxes and provide information in the interactive fields. Buttons shown at the bottom of the form may be utilized to print or submit the order form through a desktop email application. To email via a web-based application, please 'Save As' and attach the PDF to your email.

This order form contains a large variety of options to fulfill various patient needs. Descriptions and section notes, such as optional or required, are included to help you complete your order. Other part numbers can be found on the quote acknowledgment after this order form is submitted. Please contact Quantum® Sales at 888-570-1113 if assistance is needed. Send the completed order form by fax (866-514-1303) or email ([productorders@pridemobility.com](mailto:productorders@pridemobility.com)). Incomplete forms may delay the quote or order. Customer service will contact you if the order is incomplete or if there are compatibility issues. If special order requests are needed, be sure that the Patient Information section is completed

All prices are MSRP. Prices, specifications, part numbers, and availability are subject to change without notice. Prices and part numbers as shown are only available when configured as a complete power chair. Please contact technical service for accurate parts ordering.

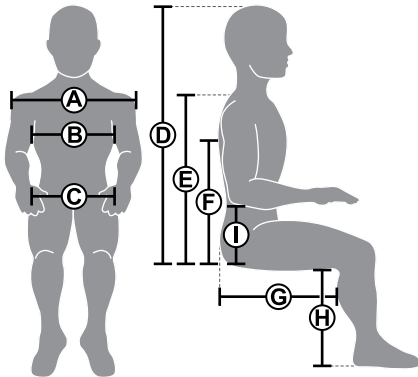
## PATIENT INFORMATION

Weight: \_\_\_\_\_ Height: \_\_\_\_\_

A. Shoulder Width: \_\_\_\_\_ D. Max Sitting Height: \_\_\_\_\_ G. Thigh Depth: \_\_\_\_\_

B. Chest Width: \_\_\_\_\_ E. Shoulder Height: \_\_\_\_\_ H. Lower Leg Length: \_\_\_\_\_

C. Hip Width: \_\_\_\_\_ F. Axilla Height: \_\_\_\_\_ I. Elbow Height: \_\_\_\_\_



\_\_\_\_\_

\_\_\_\_\_

\_\_\_\_\_

\_\_\_\_\_

\_\_\_\_\_

\_\_\_\_\_

\_\_\_\_\_

## 1. BASE MODEL

**REQUIRED.** Select a group 3 power base. 600 lb. weight capacity with standard 14" flat free tires, 4.5 mph motors, and 8 amp off board charger. Dimensions of base without legrests: 29.25"W x 38.25"L.

Quantum 1450..... \$11,920

Part: Q1450. ADP: WP0001021

**2. BASE COLOR**

**REQUIRED.** Select one shroud color. Colors shown here may differ from actual product depending on monitor/printer calibration used.

-  Electric Blue  
Part: SHDASMB7110018
-  Back in Black  
Part: SHDASMB6686

**3. BASE MOUNTED FOOT PLATFORM**

**REQUIRED.** Select a foot platform option. May interfere with seat mounted legrests.

- Heavy Duty, 17"Wx13"D, Foot Platform..... Standard      Omit Base Mounted Foot Platform ..... No Charge  
Part: FRMASMB17955      Part: PTOINDV3674
- Heavy Duty, 17"Wx16"D, Foot Platform..... No Charge  
Part: FRMASMB17956

**4. ELECTRONICS**

**REQUIRED.** Select a type of drive control from the following sections. The No Joystick option is used to omit the joystick and utilize another control, such as a specialty control at the end of this form or found on the [Alternative Controls and Electronics Order Forms](#).

**4.1b. Expandable Controls - Quantum Intelligent Systems™**

Select expandable controls or omit selection if another controller type is desired. Expandable controls allow multiple or specialized controllers. This sections allows a selection of common configurations.

**Q-Logic 3 Joystick**

- Q-Logic 3 EX Joystick ..... \$900  
Part: CTL167724. ADP: WEX1
- Q-Logic 3 EX Joystick for Full Lights ..... \$900  
Part: CTL167725. ADP: WEX1 **NOT COVERED BY AADL**
- No Joystick, Setup for Q-Logic  
Part: Configuration selection.

**Q-Logic 3 Joystick Armor**

**REQUIRED with Q-Logic 3 EX Joystick selection above.** Reference colors shown in section 2.

- Black, Soft Touch ..... No Charge      Match Joystick Armor to Base Color ..... Standard  
Part: DGN124307      Part: PTOINDV3421
- Non-matching Joystick Armor ..... No Charge  
Part: PTOINDV3422  
Select color below

- |                                       |  |  |
|---------------------------------------|--|--|
| Red Corvette<br>Part: DGN124336-PRD1  | Back in Black<br>Part: DGN124336-PBK1    | Pretty in Pink<br>Part: DGN124336-PPK3 |
| Electric Blue<br>Part: DGN124336-PBU9 | Evolution Orange<br>Part: DGN124336-POR7 | To Be Determined<br>Part: N/A          |

- Quantum Backup Camera ..... \$475  
Part: MEC1910365 **NOT COVERED BY AADL**

**1. Optional Mounting Bracket**


- Backup Camera Headrest Bracket..... \$30  
Part: MEC1910373 **NOT COVERED BY AADL**  
Works with .5" x .5" vertical supports only.



**5. JOYSTICK HANDLES**

**REQUIRED.** The Q-Logic 3 EX Joysticks are standard with a carrot handle (See A in image). The optional handle will be mounted to the joystick and the standard handle will be shipped with the unit.

- |   |   |
|---|---|
| Mushroom Handle (B) ..... \$120<br>Part: ACCASMB1860.   | Extended I-Handle (G) ..... \$140<br>Part: ACCASMB1857.         |
| Chin Cup (C) ..... \$85<br>Part: ACCASMB186190          | Bodypoint 3" Goal Post Handle ..... \$180<br>Part: PLSKNCP1057. |
| T-Bar (D) ..... \$160<br>Part: ACCASMB1858.             | Bodypoint 4" Goal Post Handle ..... \$180<br>Part: PLSKNCP1058. |
| Medium Ball Handle (E) ..... \$70<br>Part: ACCASMB1859. |   |
| Soft Ball Handle (F) ..... \$120<br>Part: ACCASMB1856.  |   |



**6. JOYSTICK MOUNTING BRACKETS**

**Optional.** Select a mount to be used with a joystick selected in previous section.

Omit Joystick Mounting Bracket

**6.1a. Fixed, In-line Joystick Bracket**

Fixed, In-line, Bracket ..... Standard

Q-Logic Part: FRMASMB10617. VR2 Part: FRMASMB9532

Left Side Mount  
Part: PTOINDV1225

Right Side Mount  
Part: PTOINDV1226

**6.1b. Swing-Away (Retractable) Joystick Bracket**

Adjustable Swing-away ..... \$265

Part: Various.  
As pictured to the right

Basic Swing-away ..... \$265

Part: Various.  
Magnetic latching mechanism.  
Stealth Height Adjustable Receiver recommended.

**6.1c. Specialty Joystick Mounts**

Select a bracket and side to mount it.

Retract4 Mount ..... \$450

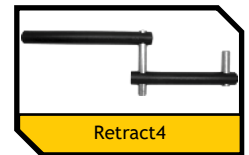
Q-Logic Part: MEC138860. **CLINICAL JUSTIFICATION**  
Not available with VR2 joystick. Full 180° of movement that translates into multi-position use, straight, right off-set, left offset, or fold away. Joystick orientation varies as bracket is adjusted.

Multi-axis Mount ..... \$100

VR2 Part: ACC142531. ADP: WEPM  
Q-Logic Part: ACC131216. ADP: WEPM  
Allows height adjustment of joystick.

Stealth Swing-Away/Flip Down Bracket ..... \$300

Q-Logic Part: ST-TWBM480QL-Q. ADP: WEPM  
SAJ Part: ST-TWBM480CJ-Q. ADP: WEPM  
Not available with VR2 joystick. Allows the joystick to pivot to side of armrest, or flip-down if bracket is adjusted.



Retract4



Multi-Axis Joystick Mount

**Specialty Mount Side**

Left Side Mount  
Part: PTOINDV1225

Right Side Mount  
Part: PTOINDV1226

**8. TRU-BALANCE BARIATRIC POWER TILT**

**REQUIRED.**

**8.1. Bariatric Tilt Seating**

TRU-Balance Bariatric Power Tilt ..... \$7,345  
Part: PTOINDV3263. 40° center of gravity power tilt.

Synergy Seat ..... \$1,045

**8.2. Seat Dimension - Width**

**REQUIRED.** Maximum seat width is 32". Part number is SETWDTH plus number following # below.

|                  |                  |                  |                  |                  |                  |                  |
|------------------|------------------|------------------|------------------|------------------|------------------|------------------|
| 20" W<br>(#1010) | 22" W<br>(#1012) | 24" W<br>(#1014) | 26" W<br>(#1054) | 28" W<br>(#1055) | 30" W<br>(#1059) | 32" W<br>(#1061) |
| 21" W<br>(#1011) | 23" W<br>(#1013) | 25" W<br>(#1056) | 27" W<br>(#1057) | 29" W<br>(#1058) | 31" W<br>(#1060) |                  |

**8.3. Seat Dimension - Width Package**

**REQUIRED.**

20"-24" Width Package  
Part: MEC120322

24"-28" Width Package  
Part: MEC120323

28"-32" Width Package  
Part: MEC120325

**8.4. Seat Dimension - Depth**

**REQUIRED.** Maximum seat depth is 28". Part number is SETDPTH plus number following # below.

|                  |                  |                  |                  |                  |
|------------------|------------------|------------------|------------------|------------------|
| 20" D<br>(#1010) | 22" D<br>(#1012) | 24" D<br>(#1014) | 26" D<br>(#1061) | 28" D<br>(#1063) |
| 21" D<br>(#1011) | 23" D<br>(#1013) | 25" D<br>(#1060) | 27" D<br>(#1062) |                  |

**8.5. Seat Dimension - Depth Package**

**REQUIRED.**

20"-24" Depth Package  
Part: FRMASMB10524

24"-28" Depth Package  
Part: MEC147637

TRU-Balance bariatric power tilt section continued on following pages.

**8. TRU-BALANCE BARIATRIC POWER TILT CONTINUED**

**8.6. Bariatric Tilt Back Options**

**REQUIRED.** See the TRU-Balance Bariatric Power Tilt back availability chart for stock order back size ranges. Other size backs may be available with special order and extended lead time.

**1. Back Cane Height**

Parts: See XRef, configuration selection with push handles selection.

|                |                |                |                |
|----------------|----------------|----------------|----------------|
| 18" High Canes | 20" High Canes | 22" High Canes | 24" High Canes |
| 19" High Canes | 21" High Canes | 23" High Canes | 25" High Canes |

**2. Back Selection**

|  |   |
|--|---|
| Synergy Back..... \$790<br>Part: See XRef<br>Select a back cane type and height and back height. | Omit Back..... No Charge<br>Part: PTOINDV1287<br>Select a back cane type and height in following section. |
|--|---|

**3. Push Handles**

|   |   |
|---|---|
| Push Handles..... Standard<br>Part: Configuration selection with back cane height | Omit Push Handles..... No Charge<br>Part: Configuration selection with back cane height |
|---|---|

**4. Back Cane Type Selection**

|   |   |
|---|---|
| Synergy Back Cane ..... No Charge<br>Part: FRMASMB15844<br>Select a back cane height.           | 2" Endomorph (1" per side) Back Cane ..... \$205<br>Part: FRMASMB12115<br>Select a cane height. |
| 2" Mesomorph (1" per side) Back Cane ..... \$205<br>Part: FRMASMB12067<br>Select a cane height. | 4" Endomorph (2" per side) Back Cane ..... \$205<br>Part: FRMASMB12139<br>Select a cane height. |
| 4" Mesomorph (2" per side) Back Cane ..... \$205<br>Part: FRMASMB12091<br>Select a cane height. |   |

**5. Overall Back Height**

Refer to the TRU-Balance Bariatric Power Tilt back availability chart for stock order back size ranges. Parts: See XRef, configuration selection with back selection.

|                       |                       |
|-----------------------|-----------------------|
| 17" Overall High Back | 22" Overall High Back |
| 18" Overall High Back | 23" Overall High Back |
| 19" Overall High Back | 24" Overall High Back |
| 20" Overall High Back | 25" Overall High Back |
| 21" Overall High Back |                       |

|                |     | Back Width |     |     |     |     |     |     |     |     |     |     |     |     |
|----------------|-----|------------|-----|-----|-----|-----|-----|-----|-----|-----|-----|-----|-----|-----|
|                |     | 20"        | 21" | 22" | 23" | 24" | 25" | 26" | 27" | 28" | 29" | 30" | 31" | 32" |
| Overall Height | 17" | ✓          | ✓   | ✓   | ✓   | ✓   | -   | -   | -   | -   | -   | -   | -   | -   |
|                | 18" | ✓          | ✓   | ✓   | ✓   | ✓   | -   | -   | -   | -   | -   | -   | -   | -   |
|                | 19" | ✓          | ✓   | ✓   | ✓   | ✓   | -   | ✓   | ✓   | ✓   | ✓   | -   | ✓   | -   |
|                | 20" | ✓          | ✓   | ✓   | ✓   | ✓   | -   | ✓   | ✓   | ✓   | ✓   | -   | ✓   | -   |
|                | 21" | ✓          | ✓   | ✓   | ✓   | ✓   | ✓   | ✓   | -   | ✓   | ✓   | -   | ✓   | -   |
|                | 22" | ✓          | ✓   | ✓   | ✓   | ✓   | ✓   | ✓   | -   | ✓   | ✓   | -   | ✓   | -   |
|                | 23" | ✓          | ✓   | ✓   | ✓   | ✓   | ✓   | ✓   | ✓   | ✓   | -   | -   | ✓   | ✓   |
|                | 24" | ✓          | ✓   | ✓   | ✓   | ✓   | ✓   | ✓   | ✓   | ✓   | -   | -   | ✓   | ✓   |
|                | 25" | ✓          | ✓   | ✓   | ✓   | ✓   | ✓   | ✓   | ✓   | ✓   | -   | -   | ✓   | ✓   |

TRU-Balance Bariatric Power Tilt Back Availability Chart

**8.7. Seat to Floor Height**

**REQUIRED.**

|                                 |                                 |
|---------------------------------|---------------------------------|
| 19.50" STF<br>Part: PTOINDV3505 | 20.50" STF<br>Part: PTOINDV3528 |
|---------------------------------|---------------------------------|

**8.8. Bariatric Tilt Armrests**

**REQUIRED.** Left (L) and right (R) boxes may be checked to configure different size arms within one section arm type.

**1a. Bariatric, Single Post, Heavy Duty, Height Adjustable, Removable Armrests**

May interfere with swing-away laterals.

|   |  |
|---|--|
| <input type="checkbox"/> <input type="checkbox"/> Full Length, Bariatric Armrests, 8"-12" H .....\$145 ea.<br>L R Left part: FRMASMB6728. Right part: FRMASMB6729 | <input type="checkbox"/> <input type="checkbox"/> Full Length, Bariatric Armrests, 10"-14"H .....\$145 ea.<br>L R Left part: FRMASMB6730. Right part: FRMASMB6731. |
|---|--|

**1b. Single-Post, Heavy Duty, 8"-12" Height Adjustable, Removable Armrests**

|  |   |
|--|---|
| <input type="checkbox"/> <input type="checkbox"/> Full Length, Heavy Duty Armrests, 8"-12" H .....\$130 ea.<br>L R Left part: FRMASMB9982. Right part: FRMASMB9983 | <input type="checkbox"/> <input type="checkbox"/> Desk Length, Heavy Duty Armrests, 8"-12"H .....\$130 ea.<br>L R Left part: FRMASMB9984. Right part: FRMASMB9985 |
|--|---|

**1c. Single-Post, Heavy Duty, 10"-14" Height Adjustable, Removable Armrests**

|   |  |
|---|--|
| <input type="checkbox"/> <input type="checkbox"/> Full Length, Heavy Duty Armrests, 10"-14" H .....\$130 ea.<br>L R Left part: FRMASMB9986. Right part: FRMASMB9987 | <input type="checkbox"/> <input type="checkbox"/> Desk Length, Heavy Duty Armrests, 10"-14"H .....\$130 ea.<br>L R Left part: FRMASMB9988. Right part: FRMASMB9989 |
|---|--|

**1d. Cantilever, Height Adjustable Armrests**

Height adjustment from 11"-17" depends on cane height. Angle adjustable from -30° to +30°.

|  |  |
|--|--|
| <input type="checkbox"/> <input type="checkbox"/> Full Length, Cantilever Armrests .....\$145 ea.<br>L R Left Part: FRMASMB16188. Right part: FRMASMB16189 | <input type="checkbox"/> <input type="checkbox"/> Desk Length, Cantilever Armrests .....\$145 ea.<br>L R Left part: FRMASMB16190. Right part: FRMASMB16191 |
|--|--|

TRU-Balance bariatric power tilt section continued on following page.

**8. TRU-BALANCE BARIATRIC POWER TILT CONTINUED**

**8.9. Armrest Height**

**REQUIRED.** Set left and right armrest height. Note the available height range in the option description.

**1. Left Armrest Height**

|                     |                      |                      |                      |                      |
|---------------------|----------------------|----------------------|----------------------|----------------------|
| 8" H<br>PTOINDV3535 | 10" H<br>PTOINDV3537 | 12" H<br>PTOINDV3539 | 14" H<br>PTOINDV3541 | 16" H<br>PTOINDV3543 |
| 9" H<br>PTOINDV3536 | 11" H<br>PTOINDV3538 | 13" H<br>PTOINDV3540 | 15" H<br>PTOINDV3542 |                      |

**2. Right Armrest Height**

|                     |                      |                      |                      |                      |
|---------------------|----------------------|----------------------|----------------------|----------------------|
| 8" H<br>PTOINDV3450 | 10" H<br>PTOINDV3452 | 12" H<br>PTOINDV3454 | 14" H<br>PTOINDV3456 | 16" H<br>PTOINDV3458 |
| 9" H<br>PTOINDV3451 | 11" H<br>PTOINDV3453 | 13" H<br>PTOINDV3455 | 15" H<br>PTOINDV3457 |                      |

**8.10. Bariatric Tilt Armpads**

**REQUIRED with armrest selection above.** Armpads are configured as pairs.

**Bariatric Armpads** ..... \$40 ea.  
Part: UPSASMB1025  
Only available with bariatric armrests.

**Straight Armpads**..... No Charge  
Desk/Desk part: UPSASMB1022. Full/Full part: UPSASMB1021.  
Desk/Full part: UPSASMB1023  
Not available with bariatric armrests.

**Waterfall Armpads**..... No Charge  
Desk/Desk part: UPSASMB1025. Full/Full part: UPSASMB1024.  
Desk/Full part: UPSASMB1026  
May interfere with seat back. Not available with bariatric armrests.

**Omit Armpads** ..... No Charge  
Part: PTOINDV1373

**9. JOYSTICK BRACKET RECEIVER**

**REQUIRED.**

**Standard Fixed Receiver** .....Standard  
Part: ACC123525

**Stealth Height Adjustable Receiver** ..... \$194  
Part: ST-ARM250C-Q.



**10. TRU-BALANCE 3 POWER POSITIONING ELECTRONICS**

**REQUIRED.**

**10.1c. Q-Logic 3 Controls through Joystick**

|   |           |
|---|-----------|
| Single Actuator Through Q-Logic 3 Controller and Interface (AM).....    | No Charge |
| 2 Actuators Through Q-Logic 3 Controller and Interface (AM) .....       | \$1,250   |
| 3 Actuators Through Q-Logic 3 Controller and Interface (AM) .....       | \$1,500   |
| Up to 5 Actuators Through Q-Logic 3 Controller and Interface (AAM)..... | \$1,675   |

**10. TRU-BALANCE 3 ATTENDANT CONTROL**

**Optional.** \*Mounting bracket is included.

**Attendant Control** ..... \$950  
Part: XRF000078. **PRIOR APPROVAL FROM AADL REQUIRED**

**11. FULL LIGHT PACKAGE**

**Optional.** Requires Q-Logic 3 Joystick for Full Light Package.

**Seat Mounted, LED, Full Light Package** .....\$770  
Part: ELE131477 **NOT COVERED BY AADL**

**12. ACCESSORY BAR**

**Optional.**

**Accessory Bar** ..... \$90  
16"W-20"W part: MEC143975. 20"-24" part: MEC146018. 24"-28" part: MEC146050. 28"-32" part: MEC146051.

**13. LAP BELTS**

**REQUIRED.** Select a lap belt below.

**13.1a. Standard Lap Belts**

|  |  |  |  |  |  |
|--|--|--|--|--|--|
| <b>38" Lap Belt</b><br>Part: ACCBELT1006 | <b>50" Lap Belt</b><br>Part: ACCBELT1000 | <b>60" Lap Belt</b><br>Part: ACCBELT1002 | <b>70" Lap Belt</b><br>Part: ACCBELT1003 | <b>80" Lap Belt</b><br>Part: ACCBELT1004 | <b>90" Lap Belt</b><br>Part: ACCBELT1001 |
|--|--|--|--|--|--|

**13.1b. Optional Lap Belts**

|  |  |
|--|--|
| i-Fit 60" Single Pull, Push Button, Medium ..... \$134<br>(7.5") Padded, 1.5" Belt (IFPB5213)<br>Part: ST-IFPB5213-Q <b>AADL CODE N527</b> | i-Fit 60" Single Pull, Push Button, Extra Large ..... \$134<br>Padded (11.5"), 2" Belt (IFPB5315)<br>Part: ST-IFPB5315-Q <b>AADL CODE N527</b> |
| i-Fit 60" Single Pull, Push Button, Large ..... \$134<br>Padded (9.5"), 2" Belt (IFPB5314)<br>Part: ST-IFPB5314-Q <b>AADL CODE N527</b>    |  |

**14. HEADRESTS**

**Optional.** Select a headrest pad and bracket.

**14.1. Headrest Pads**

**1. Headrest Pads**

|  |  |
|--|--|
| Stealth 8" Comfort Plus, Cool Core (CP08CCFFPM) ..... \$279<br>Part: ST-CP08CCFFPM-Q. <b>AADL CODE V081</b>  | Stealth 14" Comfort Plus, Cool Core (CP14CCFFPM) ..... \$279<br>Part: ST-CP14CCFFPM-Q. <b>AADL CODE V081</b> |
| Stealth 10" Comfort Plus, Cool Core (CP10CCFFPM) ..... \$279<br>Part: ST-CP10CCFFPM-Q. <b>AADL CODE V081</b> | Stealth 6", Comfort Plus, Cool Core (CP06CCFFPM) ..... \$279<br>Part: ST-CP06CCFFPM-Q. <b>AADL CODE V081</b> |

**2. Headrest Brackets**

|  |
|--|
| Comfort Plus Headrest Mounting Bracket, UniLink..... \$485<br>Part: ST-UHB2D33200-Q. <b>AADL CODE N535</b> |
|--|

**15. LEGRESTS**

**Optional.** All efforts will be made to accommodate legrest length selection, but minor changes may need to be made to meet shipping guidelines. Some adjustments may be needed upon receipt of the unit. Reference the section's compatibility matrix for legrest interference.

**15.1. Manually Adjustable Center Mount Foot Platform**

**1. Foot Platform Assembly**

|   |
|---|
| Center Mount Foot Platform..... \$790<br>20"-24"W part: RIG155637. 24"-28"W part: RIG155527. 28"-23"W part: RIG155528 |
|---|

**2. Footplates**

|  |   |
|--|---|
| 17"Wx13"D One Piece Foot Platform<br>Part: RIG123289 | 17"Wx16"D One Piece Foot Platform<br>Part: RIGASMB7120011 |
|--|---|

**3. Center Mount Calf Support**

Calf pad and panel covers include 1/2" of soft visco foam.

|  |  |
|--|--|
| Large Calf Pads (pair) 8" taper to 6"Wx8"H ..... \$210<br>Part: RIGASMB7120019 | Large Calf Panel 24"Wx8"H ..... \$265<br>Part: RIG123824 |
|--|--|

**4. Additional Accessories**

|  |  |
|--|--|
| Reversed Dartex Calf Pad Cover (pair) ..... \$150<br>Part: RIG133719 | Wheel Bumpers (pair)..... \$15 ea.<br>Part: WHLASMB1578 x2 |
| Reversed Dartex Panel Cover (pair) ..... \$150<br>Part: RIG134744    | Footplate Connector ..... \$55<br>Part: RIGASMB7120023     |

**15.2. Heavy Duty, Drop-In, Swing-Away Legrests**

Select a configuration, a legrest with extension, and type of footplate. Pair (P), left (L), and right (R) configurations are selected by checking the appropriate boxes.

**1. Drop-In Legrest Selection**

|  |   |
|--|---|
| <input type="checkbox"/> P <input type="checkbox"/> L <input type="checkbox"/> R 70° HD Drop-in with 12"-14.5" Length ..... \$222.50 ea.<br>Lower Extension<br>Pair part: FRMASMB4762. Left: RIG137706. Right: RIG137707 | <input type="checkbox"/> P <input type="checkbox"/> L <input type="checkbox"/> R 70° HD Drop-in with 14.5-18" Length ..... \$222.50 ea.<br>Lower Extension<br>Pair part: FRMASMB4853. Left: RIG137708. Right: RIG137709 |
|--|---|

**2. Angle Adjustable Footplate(s) with Heel Loops**

|  |  |
|--|--|
| <input type="checkbox"/> P <input type="checkbox"/> L <input type="checkbox"/> R 6"Wx8"D <sup>1</sup> ..... \$87.50 ea.<br>Pair part: FRMASMB4738. Left: RIG137793. Right: RIG137795.  | <input type="checkbox"/> P <input type="checkbox"/> L <input type="checkbox"/> R 8"Wx11"D <sup>2</sup> ..... \$87.50 ea.<br>Pair part: FRMASMB4744. Left: RIG137708. Right: RIG137709. |
| <input type="checkbox"/> P <input type="checkbox"/> L <input type="checkbox"/> R 6"Wx11"D <sup>1</sup> ..... \$87.50 ea.<br>Pair part: FRMASMB4741. Left: RIG137796. Right: RIG137797. |  |

**3. Accessories**

|  |
|--|
| <input type="checkbox"/> P <input type="checkbox"/> L <input type="checkbox"/> R Wheel Bumper(s) ..... \$15 ea.<br>Pair part: WHLASMB1578. Left part: WHL169510. Right part: WHL169511 |
|--|

Legrests section continued on following page.

**15. LEGRESTS CONTINUED**

**15.3. Heavy Duty, Elevating Legrests**

Select a configuration, a legrest with extension, and type of footplate. Pair (P), left (L), and right (R) configurations are selected by checking the appropriate boxes.

**1. Heavy Duty, Elevating Legrest Selection**

P  L  R Heavy Duty, Elevating Legrest(s) with Calf Pad(s)..... \$275 ea.  
 Pair part: FRMASMB6702. Left: FRMASMB8444. Right: FRMASMB8445. HCPCS: E0990

**2. Lower Extension**

P  L  R **11"-14" Length**  
 Part: FRMASMB4755. Left: RIG138026. Right: RIG138030  
 For reinforced footplates only.

P  L  R **14"-17" Length**  
 Part: FRMASMB4756. Left: RIG138033. Right: RIG138035  
 For reinforced footplates only.

P  L  R **12"-14.5" Length**  
 Part: FRMASMB4752. Left: FRMASMB5391. Right: FRMASMB4723  
 For angle adjustable footplates only.

P  L  R **14.5"-18" Length**  
 Part: FRMASMB4753. Left: FRMASMB4724. Right: FRMASMB5392  
 For angle adjustable footplates only.

**3. Reinforced Footplates(s)**

P  L  R **7.25"Wx6"D Extruded Footplate**..... Standard  
 Part pair: FRMASMB4748. Left: RIG138055.  
 Right: RIG138056

P  L  R **8.5"Wx6"D Extruded Footplate** ..... Standard  
 Part pair: FRMASMB4747. Left: RIG138060.  
 Right: RIG138062

**4. Angle Adjustable Footplates(s) with Heel Loops**

P  L  R **6"Wx8"D** ..... \$87.50 ea.  
 Pair part: FRMASMB4738. Left: RIG137793. Right: RIG137795.

P  L  R **8"Wx11"D** ..... \$87.50 ea.  
 Pair part: FRMASMB4744. Left: RIG137798. Right: RIG137799.

P  L  R **6"Wx11"D** ..... \$87.50 ea.  
 Pair part: FRMASMB4741. Left: RIG137796. Right: RIG137797.

May cause interference with seat widths less than 20"

**16. SET LEGREST LENGTH**

**REQUIRED with matching left and right legrest configuration.** All efforts will be made to accommodate legrest length selection, but minor changes may need to be made to meet shipping guidelines. Some adjustments may be needed upon receipt of the unit. Non-matching or individual legrest configurations lengths are not set by the manufacturer.

|                   |                   |                    |                    |                    |                    |                    |                    |                    |                    |                    |
|-------------------|-------------------|--------------------|--------------------|--------------------|--------------------|--------------------|--------------------|--------------------|--------------------|--------------------|
| 7" L<br>(#3470)   | 8.5" L<br>(#3473) | 10" L<br>(#3476)   | 11.5" L<br>(#3479) | 13" L<br>(#3482)   | 14.5" L<br>(#3485) | 16" L<br>(#3488)   | 17.5" L<br>(#3491) | 19" L<br>(#3494)   | 20.5" L<br>(#3497) | 22" L<br>(#3669)   |
| 7.5" L<br>(#3471) | 9" L<br>(#3474)   | 10.5" L<br>(#3477) | 12" L<br>(#3480)   | 13.5" L<br>(#3483) | 15" L<br>(#3486)   | 16.5" L<br>(#3489) | 18" L<br>(#3492)   | 19.5" L<br>(#3495) | 21" L<br>(#3498)   | 22.5" L<br>(#3670) |
| 8" L<br>(#3472)   | 9.5" L<br>(#3475) | 11" L<br>(#3478)   | 12.5" L<br>(#3481) | 14" L<br>(#3484)   | 15.5" L<br>(#3487) | 17" L<br>(#3490)   | 18.5" L<br>(#3493) | 20" L<br>(#3496)   | 21.5" L<br>(#3600) |                    |

**18. PROVIDER INSTALLED ACCESSORIES**

Optional.

- Oxygen Holder.....\$110  
Part: ACC125006 **NOT COVERED BY AADL**
- Cup Holder .....\$20  
Part: ACCASMB2634 **NOT COVERED BY AADL**

**19. BATTERIES**

**REQUIRED.** The powerchair requires 2 batteries and will be installed if ordered.

- Group 24, Gel Cell, MK Battery .....AADL Contract pricing  
Part: BATGEL1009.

**23. SPECIALTY CONTROLS**

Optional. Select a type of specialty controls below or to refer to the specialty controls order form.

**23.1. SCIM Module**

Optional.

- SCIM Module Kit for Q-Logic 3.....\$850  
Part: CTL168055 **AADL CODE W100**  
Available with Q-Logic 3 EX Joystick selection above. Allows use of joystick display for specialty devices and offers up to 5 profiles to control drive, seat, and auxiliary functions, excluding sip-n-puff and single switch functions. A switch is required to operate the input device attached to the SCIM module.



**23.2. Q-Logic 3 Stand Alone Joystick**

- Q-Logic 3 EX Stand Alone Joystick.....\$850  
Part: CTL143980 **AADL CODE W100**  
Up to 3 drive profiles and 1 seating profile when used alone. Use in conjunction with Enhanced Display for up to 5 profiles and auxiliary functions such as Bluetooth Mouse and IR. Includes charger port mounting bracket and multiplier box harness.



*Specialty controls section continued on following page.*



**23. SPECIALTY CONTROLS CONTINUED**

**23.3. Enhanced Display**

**Q-Logic 3 Enhanced Display Kit**..... \$2,045  
 Part: CTL167726  
 Select a color option below. Includes enhanced display, flexible gooseneck and mounting bracket. Features: 3.5" LCD display; up to 5 profiles to control drive, seat, and auxiliary functions; Bluetooth connectivity for mobile devices and mouse emulation; integrated single switch scanner; IR controls.



**Q-Logic 3 Enhanced Display Shroud**

Required with Q-Logic 3 Enhanced Display selection above. Reference colors shown on page 2.

**Black, Soft Touch** ..... No Charge      **Match Joystick Shroud to Base Color** ..... Standard  
 Part: DGN137728      Part: See color below

**Non-matching Joystick Shroud**..... No Charge  
 Select color below

**Red Corvette**      **Electric Blue**      **Back in Black**      **Evolution Orange**      **Pretty in Pink**  
 Part: DGN137729-PRD1      Part: DGN137729-PBU9      Part: DGN137729-PBK1      Part: DGN137729-POR7      Part: DGN137729-PPK3

**23.4. Head Array**

**Adult, i-Drive Tri-Array Series, 3-Switch** ..... \$7,406  
**Head Array (IDHBT200)**  
 Part: ST-IDHBT200-U-Q. **AADL CODE W100**  
 Features bluetooth, head support, 3 non-proportional proximity sensors for drive control, an egg switch for reset mode change, and i-Drive smart box.

**Adult, i-Drive Pro Series Head Array** ..... \$7,486  
**(IDHBT300-1) AADL CODE W100**  
 Part: ST-IDHBT300-U-Q  
 Features bluetooth, head support with occipital pad and 2 swing-away spot pads for left and right side, 3 non-proportional proximity sensors, an egg switch for reset mode change, and i-Drive smart box.



**23.5. Sip and Puff Drive**

**Sip and Puff Module for Q-Logic 3 (module and bus cable)**..... \$1,695  
 Part: CTL168056. **AADL CODE W100**



**23.6. Egg Switches**

**Red Egg Switch (ESRED)**..... \$100  
 Part: SWTMCRO1077 **AADL CODE W100**  
 QTY

**Blue Egg Switch (ESBLU)** ..... \$100  
 Part: SWTMCRO1079 **AADL CODE W100**  
 QTY

**Black Egg Switch (ESBLK)**..... \$100  
 Part: SWTMCRO1081 **AADL CODE W100**  
 QTY

**Green Egg Switch (ESGRN)** ..... \$100  
 Part: SWTMCRO1078 **AADL CODE W100**  
 QTY

**Yellow Egg Switch (ESYEL)** ..... \$100  
 Part: SWTMCRO1080 **AADL CODE W100**  
 QTY



**23.7. Switch Adapter**

**2 to 1 Switch Adapter**..... \$135  
 Part: DWR1361H037 **AADL CODE W100**  
 Connects 2 single switches to a stereo jack to act as a dual switch.