



**Pride Mobility Products Co.**

5096 South Service Rd, Beamsville, ON, L0R 1B3

Phone: 888-570-1113 | Fax: 866-514-1303 | Email: [productorders@pridemobility.com](mailto:productorders@pridemobility.com)

## AADL Quantum R-TRAK Order Form with TRU-Balance 3 Positioning (AADL W593)

Account Number: \_\_\_\_\_ Date: \_\_\_\_\_

Provider Name: \_\_\_\_\_

Contact: \_\_\_\_\_

Phone: \_\_\_\_\_ Fax: \_\_\_\_\_

Email: \_\_\_\_\_

PO Number: \_\_\_\_\_

Marked for: \_\_\_\_\_

Ship to Address: \_\_\_\_\_

City: \_\_\_\_\_ Prov: \_\_\_\_\_ PC: \_\_\_\_\_



### INTRODUCTION

This form is interactive when viewed with [Adobe Acrobat Reader](#). Complete the form by placing checks in the desired boxes and provide information in the interactive fields. Buttons shown at the bottom of the form may be utilized to print or submit the order form through a desktop email application. To email via a web-based application, please 'Save As' and attach the PDF to your email.

This order form contains a large variety of options to fulfill various patient needs. Descriptions and section notes, such as optional or required, are included to help you complete your order. Other part numbers can be found on the quote acknowledgment after this order form is submitted. Please contact Quantum® Sales at 888-570-1113 if assistance is needed. Send the completed order form by fax (866-514-1303) or email ([productorders@pridemobility.com](mailto:productorders@pridemobility.com)). Incomplete forms may delay the quote or order. Customer service will contact you if the order is incomplete or if there are compatibility issues. If special order requests are needed, be sure that the Patient Information section is completed

All prices are MSRP. Prices, specifications, part numbers, and availability are subject to change without notice. Prices and part numbers as shown are only available when configured as a complete power chair. Please contact technical service for accurate parts ordering.

**Thank you for choosing Quantum!**

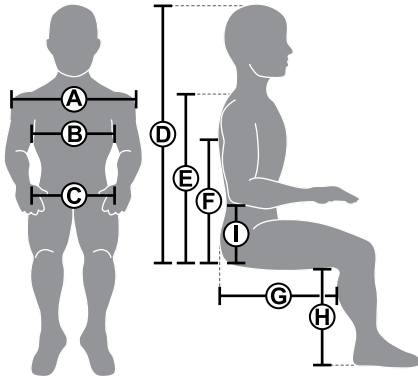
### PATIENT INFORMATION

Weight: \_\_\_\_\_ Height: \_\_\_\_\_

A. Shoulder Width: \_\_\_\_\_ D. Max Sitting Height: \_\_\_\_\_ G. Thigh Depth: \_\_\_\_\_

B. Chest Width: \_\_\_\_\_ E. Shoulder Height: \_\_\_\_\_ H. Lower Leg Length: \_\_\_\_\_

C. Hip Width: \_\_\_\_\_ F. Axilla Height: \_\_\_\_\_ I. Elbow Height: \_\_\_\_\_



\_\_\_\_\_

\_\_\_\_\_

\_\_\_\_\_

\_\_\_\_\_

\_\_\_\_\_

\_\_\_\_\_

### 1. BASE MODEL

**REQUIRED.** 300 lb. weight capacity with standard 7 mph programmable motors and 8 amp off board charger. Dimensions of base without legrests: 24.2"Wx39.9"L

R-TRAK .....\$8,450  
Part: R-TRAK

**2. BASE COLOR**

**REQUIRED.** Select one shroud color. Colors shown here may differ from actual product depending on monitor/printer calibration used.

**2.1a. Standard Shrouds**

-  Back in Black
-  Midnight Blue

**3. BASE MOUNTED LIGHTS**

**Optional.** Select one option. Seat Mounted, LED, Full Light Package option can be found later on this form.

- |   |   |
|---|---|
| Switch Operated Front Caster and Rear Fender Lights.... No Charge<br>Part: DGN2106044 | Omit Front Caster and Rear Fender Lights..... No Charge<br>Part: DGN2106043 |
|---|---|
- Fender lights operate by pressing included single switch button. Fender lighting is not available with Single Actuator Control through Toggle Box.

**4. QUANTUM BACKUP CAMERA**

**Optional.** The backup camera may interfere with armrest mounted accessories such as media device holder.

Quantum Backup Camera ..... \$475  
Part: MEC1910365 **NOT COVERED BY AADL**

**1. Optional Camera Mounting Bracket**

Backup Camera Headrest Bracket..... \$30 Part: MEC1910373 <b>NOT COVERED BY AADL</b> Works with .5" x .5" vertical supports only.	Backup Camera Track Mount Bracket ..... \$35 Part: MEC2104227 <b>NOT COVERED BY AADL</b>
---	---

**2. Optional Display Mounting Bracket**

Backup Camera Q-Logic Joystick Mount Bracket ....\$145 Part: MEC2106123 <b>NOT COVERED BY AADL</b>	Backup Camera NE/NE+ Joystick Mount Bracket ....\$145 Part: MEC2106132 <b>NOT COVERED BY AADL</b>
---	--



**5. DRIVE WHEELS**

**REQUIRED.** Select a type of drive wheels and accent color.

**5.1. Drive Wheels**

3"x14" Flat Free Black Tires with Accent ..... No Charge Part: WHL1704058 x2	4"x14" Flat Free Knobby Black Tires.....\$120 ea. Part: WHL2006647 x2
3"x14" Pneumatic Black Tires with Accent..... Standard Part: PTOINDV1243	4"x14" Pneumatic Knobby Black Tires.....\$120 ea. Part: WHL2006822 x2

**5.2. Drive Wheel Accent Color**

Not available with knobby tires.

Back in Black.....Standard Part: DGN164245-PBK1 x2	Pretty in Pink ..... No Charge Part: DGN164245-PPK3 x2	Green Machine ..... No Charge Part: DGN164245-PGN11 x2
Red Corvette..... No Charge Part: DGN164245-PRD1 x2	Evolution Orange..... No Charge Part: DGN164245-POR7 x2	Military Green ..... No Charge Part: DGN164245-PGN8 x2
Night Train..... No Charge Part: DGN164245-PBK3 x2	Midnight Blue ..... No Charge Part: DGN164245-PBU10 x2	Military Digital Camo..... \$50 ea. Part: DGN164245-WCM7 x2
Grey Street ..... No Charge Part: DGN164245-PSL3 x2	Electric Blue ..... No Charge Part: DGN164245-PBU9 x2	Faded Glory ..... \$50 ea. Part: DGN164245-WFL2 x2
Deep Purple ..... No Charge Part: DGN164245-PPR5 x2	Blue Jean ..... No Charge Part: DGN164245-PBU11 x2	
Raspberry Beret..... No Charge Part: DGN164245-PPK4 x2	Lemon Crush..... No Charge Part: DGN164245-PYL4 x2	

**6. BATTERIES**

The powerchair requires 2 flat top batteries. To be supplied through AADL contract pricing

**7. ELECTRONICS**

**REQUIRED.** Select a type of drive control from the following sections. The No Joystick option is used to omit the joystick and utilize another control, such as a specialty control at the end of this form or found on the [Alternative Controls and Electronics Order Form](#).

**7.1a. Omit Joystick**

**No Joystick, Setup for Q-Logic Electronics**  
 Part: XRF000010  
 Requires selection of Enhanced Display

**No Joystick, Setup for NE+ Joystick**  
 Part: XRF000009

**7.1b. NE+ Joystick**

**NE+ 6-Key Joystick ..... No Charge**  
 Part: CTLDC1560  
 Control of one actuator through Joystick on single power base model (3SP-SS) only.

**NE+ 8-Key Joystick ..... No Charge**  
 Part: CTLDC1561  
 Control up to 2 actuators through joystick and only Seat Mounted, LED, full light package.

**7.1c. Q-Logic 3 Expandable Capacity Controls**

Q-Logic 3 expandable capacity controls allow use of specialty controls and multiple actuators.

**1. Q-Logic 3 Expandable Capacity Joysticks**

**Q-Logic 3 Expandable Capacity Joystick ..... \$900**  
 Part: CTL167724

**Q-Logic 3 Expandable Capacity Joystick ..... \$900 for Full Light Package**  
 Part: CTL167725 **NOT COVERED BY AADL**  
 Required with full light packages.



**7.2. Q-Logic 3 Joystick Armor**

**REQUIRED with Q-Logic 3 Joystick selections above. Not available with Q-Logic 3e Joystick. Reference colors shown on page 2.**

**Red Corvette**  
 Part: DGN124336-PRD1

**Deep Purple**  
 Part: DGN124336-PPR5

**Midnight Blue**  
 Part: DGN124336-PBU10

**Green Machine**  
 Part: DGN124336-PGN11

**Back in Black**  
 Part: DGN124336-PBK1

**Raspberry Beret**  
 Part: DGN124336-PPK4

**Electric Blue**  
 Part: DGN124336-PBU9

**Military Green**  
 Part: DGN124336-PGN8

**Night Train\***  
 See Black, Soft Touch

**Pretty in Pink**  
 Part: DGN124336-PPK3

**Blue Jean**  
 Part: DGN124336-PBU11

**Military Digital Camo**  
 Part: DGN124336-WCM7

**Grey Street**  
 Part: DGN124336-PSL3

**Evolution Orange**  
 Part: DGN124336-POR7

**Lemon Crush**  
 Part: DGN124336-PYL4

**Faded Glory**  
 Part: DGN124336-WFL2

**8. JOYSTICK HANDLES**

**Optional.** The standard Q-Logic 3 joystick knob can be seen in an image in the previous section. An optional handle selected below will be mounted to the joystick and the standard handle will be shipped with the unit.

**Mushroom Handle (B) ..... \$120**  
 Part: ACCASMB1860.

**Extended I-Handle (G) ..... \$140**  
 Part: ACCASMB1857.

**Chin Cup (C) ..... \$85**  
 Part: ACCASMB186190

**Bodypoint 3" Goal Post Handle ..... \$180**  
 Part: PLSKNCP1057.

**T-Bar (D) ..... \$160**  
 Part: ACCASMB1858.

**Bodypoint 4" Goal Post Handle ..... \$180**  
 Part: PLSKNCP1058.

**Medium Ball Handle (E) ..... \$70**  
 Part: ACCASMB1859.

**Soft Ball Handle (F) ..... \$120**  
 Part: ACCASMB1856.



**9. JOYSTICK MOUNTING BRACKETS**

**Optional.** Select a mount to be used with a joystick selected in previous section.

**9.1a. Fixed, In-line Joystick Bracket**

Fixed, In-line, Bracket ..... Standard  
 Part: FRMASMB10617



**11.1b. Swing-Away (Retractable) Joystick Bracket**

Allows the joystick to retract to the side of the armrest while maintaining the same joystick orientation.

Adjustable Swing-away ..... \$265      Offset Swing-away ..... \$265  
 Part: Various.      Part: Various.  
 As pictured to the right "Swing Away Joystick"      Magnetic latching mechanism.  
 Basic Swing-away ..... \$265      As pictured to the right "Swing Away Joystick Offset Mount (Right)"  
 Part: Various.      Magnetic latching mechanism.  
 Stealth Height Adjustable Receiver recommended.

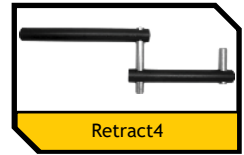


**9.1d. Specialty Joystick Mounts**

Select a bracket and side to mount it.

Retract4 Mount ..... \$450      Stealth Swing-Away/Flip Down Bracket ..... \$250  
 Part: XRF000003. HCPCS: E1028      Part: XRF000005. HCPCS: E1028  
**CLINICAL JUSTIFICATION**      Allows the joystick to pivot to side of armrest, or flip-down if bracket is adjusted. Clinical Justification

Multi-Axis Mount ..... \$126  
 Part: XRF000004  
 Allows height adjustment of joystick.



**9.2. Joystick Mount Location**

Left Side Mount      Right Side Mount  
 Part: PTOINDV1225      Part: PTOINDV1226

**10. TRU-BALANCE 3® SEATING - QUANTUM INTELLIGENT SYSTEMS™**

**10.1. TRU-Balance 3 Configuration**

**REQUIRED.** Select one seating system. Be sure to complete the seat dimensions, seat to floor, and back selections.

TRU-Balance 3 Static Seat ..... \$1,045      TRU-Balance 3 Power Recline Only ..... \$7,875  
 Part: PTOINDV3442      Part: PTOINDV3444. HCPCS: E1004  
 85° to 105° of limited recline (-5/ +15) via gas strut within back cover.      85° to 175° of power recline.

TRU-Balance 3 Power Tilt Only ..... \$6,245      TRU-Balance 3 Power Tilt & Recline ..... \$13,125  
 Part: PTOINDV3443. HCPCS: E1002      Part: PTOINDV3446. HCPCS: E1007  
 50° Center of Gravity (CG) power tilt seating system.      50° CG power tilt with 175° of power recline. Full drive lockout at 20°.

**10.2. 10" Power Lift**

**Optional.** Select one option below.

TRU-Balance 3 Power 10" Lift ..... \$2,995  
 Part: PTOINDV3775. **NOT COVERED BY AADL**  
 10" of scissor lift. 22"W x 22"D maximum seat size.

**10.3. Occupied Transit**

**Optional.** Available in seat dimensions of 16" to 20" wide and 16"-20" deep. Requires TRU-Balance 3 armrests and 60" Sure-lok lap belt. Only available with swing-away legrests and center mount foot platforms.

Occupied Transit ..... \$400      To determine if your chair is WC-19 compliant (occupied), please refer to this website: <https://wc-transportation-safety.umtri.umich.edu/>  
**NOT COVERED BY AADL**

**10.4. Seat Width**

**REQUIRED with seat selection.** 15" width is only available with non-matching back width. Minimum seat width is 12". Maximum seat width is 22".

12" W (#1002)	13" W (#1003)	14" W (#1004)	15" W (#1005)	16" W (#1006)	17" W (#1007)	18" W (#1008)	19" W (#1009)	20" W (#1010)	21" W (#1011)	22" W (#1012)
------------------	------------------	------------------	------------------	------------------	------------------	------------------	------------------	------------------	------------------	------------------

**10.5. Seat Width Package**

**REQUIRED with seat selection.**

<b>12"-16" Width Package</b> Part: XRF000006 Not available with Power Lift.	<b>14"-16" Width Package</b> Part: XRF000007 Only available with Power Lift.	<b>16"-20" Width Package</b> Part: XRF000008	<b>20"-24" Width Package</b> Part: XRF000158 Maximum width is 22".
---	--	---	--

**10.6. Seat Depth**

**REQUIRED with seat selection.** Minimum seat depth is 12". Maximum seat depth is 22".

12" D (#1002)	13" D (#1003)	14" D (#1004)	15" D (#1005)	16" D (#1006)	17" D (#1007)	18" D (#1008)	19" D (#1009)	20" D (#1010)	21" D (#1011)	22" D (#1012)
------------------	------------------	------------------	------------------	------------------	------------------	------------------	------------------	------------------	------------------	------------------

TRU-Balance 3 seating section continued on following pages.

**10. TRU-BALANCE 3 SEATING CONTINUED**

**10.7. Seat to Floor Height**

**REQUIRED.**

**Lowest Seat to Floor**

Part: PTOINDV3558

\*Not available with Tilt Only or Tilt and Recline configurations.

**Middle Seat to Floor**

Part: PTOINDV3559

**Highest Seat to Floor**

Part: PTOINDV3560

\*Not available with Lift configurations.

Low	Med	High
Static Seat/ Recline Only		
16"	17"	18"
Lift w/ Tilt or Tilt & Recline		
17.25"	18.25"	N/A
Tilt/Tilt & Recline		
N/A	18.5"	19.5"
TRU-Balance 3 Seat to Floor Heights		

**10.9. Back Type Selection**

**REQUIRED.** Match a choice in this section with the options in the following back cushion configuration section.

**Redesigned, Static Type Back**..... \$735

Part: XRF000014

12" and 24" back width will use the original TRU-Balance 3 Back assembly. Select a back cushion configuration in the subsequent section.

**Back Cane Option**..... No Charge

Part: XRF000015

Available only with TRU-Balance 3 Static Seat and Power Tilt (1 actuator) selections. Select cane type, back cane height, and back cushion configuration below.

**Redesigned, Flip Forward Back**..... \$735

Part: XRF000016

12" and 24" back width will use the original TRU-Balance 3 Back assembly. Not available with recline systems. Only available with 2-post, flip back or pediatric armrests. Not available with 12"-14" width. Select a back cushion type in the subsequent section.

**10.10. Back Cane Selection**

**REQUIRED when Back Cane Option is selected above.** Select type and height of back canes.

**1. Back Cane Type**

**Angle Adjustable Back Cane**..... No Charge

Part: MEC140266

**Flip Forward Back Cane** ..... No Charge

Part: XRF000273

**2" Endomorph (1" per side) Back Cane**..... No Charge

Part: XRF000269

**4" Endomorph (2" per side) Back Cane**..... No Charge

Part: XRF000271

**2. Back Cane Height**

**16"H Cane**

Part: FRMASMB15834

**17"H Cane**

Part: FRMASMB15835

**20"H Cane**

Part: FRMASMB15838

**21"H Cane**

Part: FRMASMB15839

**24"H Cane**

Part: FRMASMB15842

**25"H Cane**

Part: FRMASMB15843

TRU-Balance 3 seating section continued on following pages.

**10. TRU-BALANCE 3 SEATING CONTINUED**

**10.11. Back Cushion Configuration**

**REQUIRED.** Sport Back and TRU-Comfort Back selections up to 22" back width will be the Sport 4 or TRU-Comfort 4 back cushions. Sport back and TRU-Comfort back selections of 24" back width will be the Sport or TRU-Comfort 2 back cushions. Select a configuration type and applicable dimensions. See the Sport, Q-Back, and TRU-Comfort back availability chart for stock order back size ranges. Other size backs may be available with special order and extended lead time.

**1a. Sport Back/Omit/After-Market Interface**

**Sport Back** ..... No Charge

Part: XRF000017

Complete following width package and size.

**Omit Back Pan/Cushion** ..... No Charge

Part: PTOINDV1287

Select a following width package.

**After-market Back Interface** ..... No Charge

Part: ST-SSAPT4-Q. Select a set width in following section, range of 12"-21". Overall seat depth may need to be adjusted to accommodate certain backs. May interfere with gel/waterfall armpads and arm through. Does not include brackets to mount after-market backs.

TRU-Balance 3 seating section continued on following pages.

**10. TRU-BALANCE 3 SEATING CONTINUED**

**10.12. Lateral Positioning Wedge**

Optional.

Lateral Positioning Wedge, pair ..... \$30  
 Part: SET123465  
 Available with Sport and TRU-Comfort backs. Not available on power tilt backs 16"-17"H with limited adjustability on 18" H. Not available on power recline back 19"-20"H with limited adjustability on 21"H.

**10.13. TRU-Balance 3 Back Shroud**

**REQUIRED.** The back shroud is a feature of the TRU-Balance 3 seating system and is available in matching shroud colors. The back shroud is not available when Omit Back Pan/Cushion is selected. Reference colors shown on page 2.

Red Corvette Part: XRF000019	Grey Street Part: XRF000023	Pretty in Pink Part: XRF000027	Electric Blue Part: XRF000030	Green Machine Part: XRF000033
Back in Black Part: XRF000021	Deep Purple Part: XRF000025	Evolution Orange Part: XRF000028	Blue Jean Part: XRF000031	Military Green Part: XRF000034
Night Train Part: XRF000022	Raspberry Beret Part: XRF000026	Midnight Blue Part: XRF000029	Lemon Crush Part: XRF000032	

**10.16. Back Width Package**

**REQUIRED** except when Omit Back Pan/Cushion is selected. Available with +/-4" of seat width.

Match Seat Width Selections Part: PTOINDV3468	14"W-16"W Package Part: XRF000037	18"W-22"W Package Part: XRF000039
10"W-14"W Package Part: XRF000036	16"W-20"W Package Part: XRF000038	20"W-24"W Package Part: XRF000040

**10.17. Back Width**

**REQUIRED** except when Omit Back Pan/Cushion is selected. Part number is PTOINDV plus number following # below. Available with +/-4" of seat width.

12" W (#3562)	14" W (#3563)	15" W (#3856)	16" W (#3564)	17" W (#3565)	18" W (#3566)	19" W (#3567)	20" W (#3568)	21" W (#3569)	22" W (#3570)	24" W (#3571)
------------------	------------------	------------------	------------------	------------------	------------------	------------------	------------------	------------------	------------------	------------------

**10.18. Overall Back Height**

**Static Seat and Power Tilt available height range: 14"-25"H. Odd heights include 4" gap and even heights include 3" gap between seat pan and bottom of back cushion.**  
**Power Recline available height range: 19"-28"H. Odd heights include 6" gap and even heights include 7" gap. See the Sport and TRU-Comfort back availability chart for stock order back size ranges.**

14" Height Part: SETHGHT1027	17" Height Part: SETHGHT1030	20" Height Part: SETHGHT1033	23" Height Part: SETHGHT1036	26" Height Part: SETHGHT1039
15" Height Part: SETHGHT1028	18" Height Part: SETHGHT1031	21" Height Part: SETHGHT1034	24" Height Part: SETHGHT1037	27" Height Part: SETHGHT1040
16" Height Part: SETHGHT1029	19" Height Part: SETHGHT1032	22" Height Part: SETHGHT1035	25" Height Part: SETHGHT1038	28" Height Part: SETHGHT1041

		Tilt or Static Width												Recline Width											
		12"	14"	15"	16"	17"	18"	19"	20"	21"	22"	24"	12"	14"	15"	16"	17"	18"	19"	20"	21"	22"	24"		
<b>S</b> Sport Back	14"	T	-	-	-	-	-	-	-	-	-	-	-	-	-	-	-	-	-	-	-	-			
<b>T</b> TRU-Comfort Back	15"	T	-	-	-	-	-	-	-	-	-	-	-	-	-	-	-	-	-	-	-	-			
<b>ST</b> Sport or TRU-Comfort Back	16"	S	T	S	T	S	T	S	T	S	T	S	T	S	T	S	T	S	T	S	T	S			
	17"	S	T	S	T	S	T	S	T	S	T	S	T	S	T	S	T	S	T	S	T	S			
	18"	-	S	T	S	T	S	T	S	T	S	T	S	T	S	T	S	T	S	T	S	T			
	19"	-	SQT	S	T	SQT	S	T	SQT	S	T	SQT	S	T	SQT	S	T	SQT	S	T	SQT	S			
	20"	-	SQT	S	T	SQT	S	T	SQT	S	T	SQT	S	T	SQT	S	T	SQT	S	T	SQT	S			
	21"	-	SQT	S	T	SQT	S	T	SQT	S	T	SQT	S	T	SQT	S	T	SQT	S	T	SQT	S			
	22"	-	SQT	S	T	SQT	S	T	SQT	S	T	SQT	S	T	SQT	S	T	SQT	S	T	SQT	S			
	23"	-	S	T	S	T	S	T	S	T	S	T	S	T	S	T	S	T	S	T	S	T			
	24"	-	S	T	S	T	S	T	S	T	S	T	S	T	S	T	S	T	S	T	S	T			
	25"	-	S	T	S	T	S	T	S	T	S	T	S	T	S	T	S	T	S	T	S	T			
	26"	-	S	T	S	T	S	T	S	T	S	T	S	T	S	T	S	T	S	T	S	T			
	27"	-	S	T	S	T	S	T	S	T	S	T	S	T	S	T	S	T	S	T	S	T			
	28"	-	S	T	S	T	S	T	S	T	S	T	S	T	S	T	S	T	S	T	S	T			
	29"	-	S	T	S	T	S	T	S	T	S	T	S	T	S	T	S	T	S	T	S	T			
	30"	-	-	-	-	-	-	-	-	-	-	-	-	-	-	-	-	-	-	-	-	-			
	31"	-	-	-	-	-	-	-	-	-	-	-	-	-	-	-	-	-	-	-	-	-			
	32"	-	-	-	-	-	-	-	-	-	-	-	-	-	-	-	-	-	-	-	-	-			

Sport, Q-Back, and TRU-Comfort Back Availability Chart

TRU-Balance 3 seating section continued on following page.

**10. TRU-BALANCE 3 SEATING CONTINUED**

**10.19. Power Tilt Privacy Flap**

**Optional.** A privacy flap is standard with power recline systems. This selection is to add a flap for power tilt only systems.

Privacy Flap ..... \$40  
 Part: XRF000351

**11. TRU-BALANCE 3 ARMRESTS**

**REQUIRED.** Select the desired type of armrest below. Please read notes to ensure seating compatibility. Be sure to also select an armrest size and armpad type.

**11.1a. Flip-Back, 8"-16" H Armrests**

Choose a left and right armrest and armrest height in the following section. Not available with waterfall armpads. Not available with Back Cane Option.

Flip-Back, 8"-16"H Armrests ..... \$145 ea.  
 L R Left part: ARM1806662. Right part: ARM1806663

**Armrest Support**

**Optional.** Available up to 2" difference between seat and back width via endomorph or mesomorph configuration. Not available less than 16" width seat or back.

Flip-Back Armrest Downpost ..... \$115 ea.  
 L R Left part: XRF000265. Right part: XRF000266

**11.1b. Drop-In, Height Adjustable, Removable, T-Arm Armrests**

**Only available with TRU-Balance 3 Static Seat.** Includes flat armpads.

Full Length, Drop-In Armrests ..... No Charge  
 L R Left part: ARM1803253. Right part: ARM156742

Desk Length, Drop-In Armrests ..... No Charge  
 L R Left part: ARM1803254. Right part: ARM156743

**11.1c. Two-Post, Height Adjustable, Removable Armrests**

Select the armrest and the left and right armrest heights in the following section. These armrests may interfere with offset backs/ back canes.

**1a. Two-Post Armrest**

Full Length, Two-Post Armrest ..... \$145 ea.  
 L R Left part: XRF000047. Right part: XRF000048

Desk Length, Two-Post Armrest ..... \$145 ea.  
 L R Left part: XRF000049. Right part: XRF000050

**11.1d. Heavy Duty, Removable Armrests**

HD removable armrests require armrest height and armrest size selections. Only one height package is selectable as a normal configuration. Payer coding, coverage, and bundling guidelines may apply.

8"-12"H, Single Post, Height Adjustable, Removable, ..... \$130 ea.  
 Heavy Duty (Sold in pairs)  
 Part: XRF000055.

10"-14"H, Single Post, Height Adjustable, Removable, ..... \$130 ea.  
 Heavy Duty (Sold in pairs)  
 Part: XRF000056.

**11.1e. Pediatric, Removable, Height Adjustable Armrests**

Height adjustment from 7.75" to 9.75" in .5" increments. **Not available with full length armpads.**

**1. Pediatric Armrest Selection**

Pediatric, Removable Armrests ..... \$145 ea.  
 L R Left Part: ARM142876. Right part: ARM142877. HCPCS: E0973

**2. Pediatric, Left Armrest Height**

7.75" H  
 PTOINDV3722

8.25" H  
 PTOINDV3724

**3. Pediatric, Right Armrest Height**

7.75" H  
 PTOINDV3721

8.25" H  
 PTOINDV3723

**11.2. Armrest Height**

Do not select with Pediatric Armrests. Set left and right armrest height. Note the available height range in the option description.

**1. Left Armrest Height**

8" H PTOINDV3535	10" H PTOINDV3537	12" H PTOINDV3539	14" H PTOINDV3541	16" H PTOINDV3543
9" H PTOINDV3536	11" H PTOINDV3538	13" H PTOINDV3540	15" H PTOINDV3542	

**2. Right Armrest Height**

8" H PTOINDV3450	10" H PTOINDV3452	12" H PTOINDV3454	14" H PTOINDV3456	16" H PTOINDV3458
9" H PTOINDV3451	11" H PTOINDV3453	13" H PTOINDV3455	15" H PTOINDV3457	

TRU-Balance 3 armrests section continued on following page.



**11. TRU-BALANCE 3 ARMRESTS CONTINUED**

**11.3. Armrest Size**

Select a left (L) and right (R) armrest size. This also affects armpad selection.

<table border="0"> <tr> <td style="text-align: center;"><b>L</b></td> <td style="text-align: center;"><b>R</b></td> <td><b>10" Length</b></td> </tr> <tr> <td></td> <td></td> <td>Left part: XRF000057. Right part: XRF000123</td> </tr> </table>	<b>L</b>	<b>R</b>	<b>10" Length</b>			Left part: XRF000057. Right part: XRF000123	<table border="0"> <tr> <td style="text-align: center;"><b>L</b></td> <td style="text-align: center;"><b>R</b></td> <td><b>14" Length</b></td> </tr> <tr> <td></td> <td></td> <td>Left part: XRF000058. Right part: XRF000124</td> </tr> </table>	<b>L</b>	<b>R</b>	<b>14" Length</b>			Left part: XRF000058. Right part: XRF000124	<table border="0"> <tr> <td style="text-align: center;"><b>L</b></td> <td style="text-align: center;"><b>R</b></td> <td><b>17" Length</b></td> </tr> <tr> <td></td> <td></td> <td>Left part: XRF000059. Right part: XRF000125</td> </tr> <tr> <td colspan="3">Only available with Flip-Back, 8"-16" H Armrests and straight arm pads.</td> </tr> </table>	<b>L</b>	<b>R</b>	<b>17" Length</b>			Left part: XRF000059. Right part: XRF000125	Only available with Flip-Back, 8"-16" H Armrests and straight arm pads.		
<b>L</b>	<b>R</b>	<b>10" Length</b>																					
		Left part: XRF000057. Right part: XRF000123																					
<b>L</b>	<b>R</b>	<b>14" Length</b>																					
		Left part: XRF000058. Right part: XRF000124																					
<b>L</b>	<b>R</b>	<b>17" Length</b>																					
		Left part: XRF000059. Right part: XRF000125																					
Only available with Flip-Back, 8"-16" H Armrests and straight arm pads.																							

**12. TRU-BALANCE 3 ARMPADS**

**REQUIRED.** Select to omit an armpad selection or select a left and right armpad type. Please note that waterfall and gel armpads may cause interference with the seat back.

**12.1a. Omit Armpad**

Select one below if aftermarket armpads or handpads are required. See [Positioning Components Order Form](#).

No Armpad Selection..... No Charge Part: XRF000060 Not available with Flip-back, 8"-16" H armrests.	Interface for Aftermarket Pad ..... No Charge Part: XRF000308 Only available with Flip-back, 8"-16" armrests.
---	---

**12.1b. Foam Armpads**

<table border="0"> <tr> <td style="text-align: center;"><b>L</b></td> <td style="text-align: center;"><b>R</b></td> <td><b>Straight, Armpad</b> ..... Standard</td> </tr> <tr> <td></td> <td></td> <td>Left part: XRF000061. Right part: XRF000126</td> </tr> </table>	<b>L</b>	<b>R</b>	<b>Straight, Armpad</b> ..... Standard			Left part: XRF000061. Right part: XRF000126	<table border="0"> <tr> <td style="text-align: center;"><b>L</b></td> <td style="text-align: center;"><b>R</b></td> <td><b>Waterfall, Armpad</b> ..... No Charge</td> </tr> <tr> <td></td> <td></td> <td>Left part: XRF000062. Right part: XRF000127</td> </tr> <tr> <td colspan="3">Not available with Flip-back, 8"-16" armrests.</td> </tr> </table>	<b>L</b>	<b>R</b>	<b>Waterfall, Armpad</b> ..... No Charge			Left part: XRF000062. Right part: XRF000127	Not available with Flip-back, 8"-16" armrests.		
<b>L</b>	<b>R</b>	<b>Straight, Armpad</b> ..... Standard														
		Left part: XRF000061. Right part: XRF000126														
<b>L</b>	<b>R</b>	<b>Waterfall, Armpad</b> ..... No Charge														
		Left part: XRF000062. Right part: XRF000127														
Not available with Flip-back, 8"-16" armrests.																

**12.1c. Gel Armpads**

Sold only in pairs. Armpads are 3" wide. Manufacturer part number for full length is 314G and desk length is 310G.

**a. Falcon Gel Armpads for Flip-Back Armrests**

Falcon Gel, Full Length Left and Right ..... \$300 Part: ARM1806807 <b>NOT COVERED BY AADL</b>	Falcon Gel, Desk Length Left, Full Length Right..... \$300 Part: ARM1806810 <b>NOT COVERED BY AADL</b>
Falcon Gel, Full Length Left, Desk Length Right..... \$250 Part: ARM1806813 <b>NOT COVERED BY AADL</b>	Falcon Gel, Desk Length Left and Right ..... \$250 Part: ARM1806806 <b>NOT COVERED BY AADL</b>

**b. Falcon Gel Armpads for Tube Style Armrests**

Falcon Gel, Full Length Left and Right ..... \$300 Part: ARM136438 <b>NOT COVERED BY AADL</b>	Falcon Gel, Desk Length Left, Full Length Right..... \$300 Part: ARM136439 <b>NOT COVERED BY AADL</b>
Falcon Gel, Full Length Left, Desk Length Right..... \$250 Part: ARM136442 <b>NOT COVERED BY AADL</b>	Falcon Gel, Desk Length Left and Right ..... \$200 Part: ARM136437 <b>NOT COVERED BY AADL</b>

**13. TRU-BALANCE 3 JOYSTICK BRACKETS**

**REQUIRED.**

Standard Fixed Receiver ..... Standard Part: XRF000063	Stealth Height Adjustable Receiver ..... \$194 Part: XRF000064. HCPCS: K0108
---	---

**14. TRU-BALANCE 3 HEADRESTS**

**Optional.** Select a headrest pad and bracket.

**14.1a. Headrests, Comfort Plus with Cool Core**

**1. Headrest Pads**

Stealth 8" Comfort Plus, Cool Core (CP08CCFPM) ..... \$279 Part: ST-CP08CCFPM-Q. <b>AADL CODE V081</b>	Stealth 14" Comfort Plus, Cool Core (CP14CCFPM) ..... \$279 Part: ST-CP14CCFPM-Q. <b>AADL CODE V081</b>
Stealth 10" Comfort Plus, Cool Core (CP10CCFPM) ..... \$279 Part: ST-CP10CCFPM-Q. <b>AADL CODE V081</b>	Stealth 6", Comfort Plus, Cool Core (CP06CCFPM) ..... \$279 Part: ST-CP06CCFPM-Q. <b>AADL CODE V081</b>

**2. Headrest Brackets**

Comfort Plus Headrest Mounting Bracket, UniLink..... \$485 Part: ST-UHB2D33200-Q. <b>AADL CODE N535</b>
--

**15. LAP BELTS**

**REQUIRED.** Select a lap belt below.

**15.1a. Standard Lap Belts**

<b>38" Lap Belt</b> Part: ACCBELT1006	<b>50" Lap Belt</b> Part: ACCBELT1000	<b>60" Lap Belt</b> Part: ACCBELT1002	<b>70" Lap Belt</b> Part: ACCBELT1003	<b>80" Lap Belt</b> Part: ACCBELT1004	<b>90" Lap Belt</b> Part: ACCBELT1001
--	--	--	--	--	--

**15.1b. Optional Lap Belts**

<b>Stealth Retractable Lap Belt (IFRB5350)</b> .....\$175 Part: ST-IFRB5350 <b>NOT COVERED BY AADL</b>	<b>i-Fit 60" Single Pull, Push Button, Extra Large Padded (11.5"), 2" Belt (IFPB5315)</b> ..... \$134 Part: ST-IFPB5315-Q <b>AADL CODE N527</b>
<b>i-Fit 60" Single Pull, Push Button, Medium (7.5") Padded, 1.5" Belt (IFPB5213)</b> ..... \$134 Part: ST-IFPB5213-Q <b>AADL CODE N527</b>	<b>60" Sure-Lok Lap Belt (Non-retractable)</b> ..... \$200 Required with ISO 7176-19 Compliant Transit Option. Part: ACCBELT1016 <b>NOT COVERED BY AADL</b>
<b>i-Fit 60" Single Pull, Push Button, Large Padded (9.5"), 2" Belt (IFPB5314)</b> ..... \$134 Part: ST-IFPB5314-Q <b>AADL CODE N527</b>	

**16. POWER LEGREST CONTROLS**

**Optional.** Specific power legrest options are selected later in this form. Select the control type here, if power legrests are desired, to assist the selection of the power positioning electronics.

<b>Independent Legrests (Requires 2 actuator controls)</b> Part: XRF000108	<b>Articulating Foot Platform (Requires 1 Actuator Control)</b> Part: XRF000110
<b>Combined Legrests (Requires 2 actuator control)</b> Part: XRF000109	

**17. LEGRESTS**

**Optional.** All efforts will be made to accommodate legrest length selection, but minor changes may need to be made to meet shipping guidelines. Some adjustments may be needed upon receipt of the unit.

**17.1b. Center Mount Foot Platform**

If power articulating foot platform is selected, be sure power legrest control has been selected in previous section. Select legrest length in following section.

**1. Center Mount Foot Platform Type**

<b>Power Articulating Foot Platform</b> ..... \$3,145 Part: PTOINDV3754. <b>NOT COVERED BY AADL</b>
<b>Quick Adjustable Center Mount Foot Platform</b> ..... \$265 Part: XRF000311. HCPCS: K0040

Medium	Long	Pediatric	Medium	Long
11"-17"	14"-20"	8.5"-12.5"	11"-16.5"	14"-20"
Power AFP Extension Range		Quick Adj Center Mount Extension Range		

**2. Extension and Angle Adjustable Footplates**

See legrest length matrix for compatibility.

<b>Pediatric Extension, 5"x6" Footplates</b> Part: RIG152577	<b>Medium Extension, 5"x11" Footplates</b> Part: RIG150212
<b>Pediatric Extension, 5"x8" Footplates</b> Part: RIG152578	<b>Long Extension, 5"x6" Footplates</b> Part: RIG151505
<b>Medium Extension, 5"x6" Footplates</b> Part: RIG150206	<b>Long Extension, 5"x8" Footplates</b> Part: RIG151506
<b>Medium Extension, 5"x8" Footplates</b> Part: RIG150203	<b>Long Extension, 5"x11" Footplates</b> Part: RIG151508

Legrests section continued on following pages.

**17. LEGRESTS CONTINUED**

**3a. Center Mount Calf Support**

\*Calf pads are standard with a power articulating foot platform. Select calf pads covers for additional charge. Calf pad and panel covers include 1/2" of soft visco foam.

- Small Calf Pads, AFP Only, 6"Wx6"H (pair) ..... Standard  
Part: RIGASMB7120018
- Small Calf Pads, Manually Adjustable Center Mount Only, ..... \$210  
6"Wx6"H (pair)  
Part: XRF000156
- Large Calf Pads, AFP Only, 8" taper to 6"Wx8"H (pair) ... No Charge  
Part: RIGASMB7120019
- Large Calf Pads, Manually Adjustable Center Mount Only, ..... \$210  
8" taper to 6"Wx8"H (pair)  
Part: XRF000157

**3b. Center Mount Calf Panel**

Calf pads are standard with a power articulating foot platform.

- Small Calf Panel 18"Wx8"H..... \$210  
Part: FRMASMB7110012
- Large Calf Panel 24"Wx8"H ..... \$265  
Part: RIG123824  
Only available on widths of 20" or greater.

**4. Modular Footplate Extension Components**

Optional. Assembly required. May require seating configuration adjustments to avoid front caster interference.

- 4" Outside Edge (pair) ..... \$55  
Part: RIG152510 AADL Code V619  
Only available with 6"D footplates and 8"D footplate extension.
- 2" Bell-Shaped Length Extension ..... \$55  
Part: RIG152519 AADL Code V619  
Only available with the 5x6 footplates.

**5. Additional Accessories**

- Small Reversed Dartex Calf Pad Cover (pair) ..... \$150  
Part: RIG133717 **NOT COVERED BY AADL**
- Large Reversed Dartex Calf Pad Cover (pair) ..... \$150  
Part: RIG133719 **NOT COVERED BY AADL**
- Small Reversed Dartex Panel Cover (pair) ..... \$150  
Part: RIG134673 **NOT COVERED BY AADL**
- Large Reversed Dartex Panel Cover (pair) ..... \$150  
Part: RIG134744 **NOT COVERED BY AADL**
- Small Foam Calf Pad Cover (pair) ..... \$150  
Part: ST-CSCS0775-Q **NOT COVERED BY AADL**
- Large Foam Calf Pad Cover (pair) ..... \$150  
Part: ST-CSCS0985-Q **NOT COVERED BY AADL**
- Small Foam Panel Cover (pair) ..... \$150  
Part: ST-CSCP0920-Q **NOT COVERED BY AADL**
- Large Foam Panel Cover (pair) ..... \$150  
Part: ST-CSCP0927-Q **NOT COVERED BY AADL**
- Footplate Connector ..... \$55  
Part: RIGASMB7120023 **NOT COVERED BY AADL**
- Footplate Riser ..... \$150  
Part: XRF000348 **NOT COVERED BY AADL**  
Not available with Long Extension. Select legrest length between 2" to 9" at 1" increments.

**6. Stealth Gel Footplate Covers**

- 5"x8" Tapered Gel Footplate Covers ..... \$346  
Part: ST-FPG5008T-Q. HCPCS: K0108 **NOT COVERED BY AADL**
- 5"x11" Tapered Gel Footplate Covers ..... \$346  
Part: ST-FPG5011T-Q. HCPCS: K0108 **NOT COVERED BY AADL**
- 5"x8" Tapered Gel Footplate Covers for Width Extension ..... \$346  
Part: ST-FPG6508T-Q. HCPCS: K0108 **NOT COVERED BY AADL**
- 5"x11" Tapered Gel Footplate Cover for Width Extension ..... \$346  
Part: ST-FPG7011T-Q. HCPCS: K0108 **NOT COVERED BY AADL**

**17.1c. Power Elevating Legrests**

Be sure power legrest control has been selected in previous section. Select an upper extension type and footplate. Pair (P), left (L), and right (R) configurations are selected by checking the appropriate boxes. Select legrest length in following section.

**1. Power Elevating Legrest Upper Assembly**

Includes calf pads.

- Power Elevating Legrests, Pair ..... \$2,865  
Part: XRF000341. **NOT COVERED BY AADL**

Legrest Length Matrix	Seat to Floor Option			Legrest Length Matrix	Seat to Floor Option		
	Low	Middle	High		Low	Middle	High
Power ELR: Static Seat, Recline Only				Power ELR: Tilt Only, Tilt and Recline, Any Power Lift			
8.5"-14.5" Lower Length	8.5"-12.5"	8.5"-13.5"	8.5"-14.5"	8.5"-14.5" Lower Length	8.5"-14.5"	8.5"-14.5"	8.5"-14.5"
12.5"-21" Lower Length	N/A	12.5"-13.5"	12.5"-14.5"	12.5"-21" Lower Length	12.5"-15.5"	12.5"-15.5"	12.5"-17"

**2. Lower Extension**

- 8.5" to 14.5" Lower Length  
Part: XRF000344
- 12.5" to 21" Lower Length  
Part: XRF000347

**3. Angle Adjustable Footplate with Heel Loop and Wheel Bumper**

<sup>1</sup>The 6"W footplates may cause interference with seat widths less than 16". <sup>2</sup>The 8"W footplates may cause interference with seat widths less than 19".

- 4"Wx6"D, Pair  
Part: FRMASMB7448
- 5"Wx6"D, Pair  
Part: FRMASMB7449
- 5"Wx8"D, Pair  
Part: FRMASMB7450
- 6"Wx8"D, Pair  
Part: FRMASMB7451
- 6"Wx11"D<sup>1</sup>, Pair  
Part: FRMASMB7452
- 8"Wx11"D<sup>2</sup>, Pair  
Part: FRMASMB7453

Legrests section continued on following pages.

**17. LEGRESTS CONTINUED**

**17.1d. 60°-90° Swing-Away Legrests**

Adjustable in 5° increments. Select a legrest upper, a legrest extension, and type of footplate. Pair (P), left (L), and right (R) configurations are selected by checking the appropriate boxes. Select legrest length in following section.

**1a. 60°-90° Swing-Away Legrest Upper**

P  L  R **60°-90° Swing-Away Legrest**..... \$285  
 Pair part: RIG120062. Left: FRMASMB17558.  
 Right: FRMASMB17559  
 Not available with 11"-13" extensions.

P  L  R **60°-90° Swing-Away Legrest, Short**..... \$285  
 Pair part: RIG136481. Left: RIG132607.  
 Right: RIG132609.  
 For use only with 11"-13" lower extensions.

60°-90° Swing-Away Legrest Compatibility Matrix	Power Recline or Static Seat			Power Tilt			Power Lift		
	Low	Med.	High	Low	Med.	High	Low	Med.	High
Extruded, 11"-13"	!	✓	✓	✓	✓	✓	✓	✓	✓
Extruded, 13"-16.5"	!	✓	✓	✓	✓	✓	✓	✓	✓
Extruded, 15.5"-19.5"	!	!	!	!	!	!	!	!	✓
Angle Adjustable, 13"-16.5"	!	✓	✓	✓	✓	✓	✓	✓	✓
Angle Adjustable, 15.5"-19.5"	!	!	!	!	!	!	!	!	✓
Multi-Axis, 11"-16.5"	!	✓	✓	✓	✓	✓	✓	✓	✓
Multi-Axis, 15.5"-19.5"	!	!	!	!	!	!	!	!	✓
11"-13" extension causes no interference at all seat-to-floor heights.									

This rigging configuration causes no interference issues at this seat-to-floor height.

This rigging configuration may have less than 1.75" clearance when fully extended and may interfere with the ground or reduce obstacle climbing ability.

**2. Swing-Away Legrests Lower Extension**

P  L  R **11"-13" Length**  
 Pair part: XRF000088.  
 Left: XRF000089.  
 Right: XRF000090.  
 N/A with Multi-axis.

P  L  R **11"-16.5" Length**  
 Pair part: XRF000091.  
 Left: XRF000092.  
 Right: XRF000093.  
 N/A with Angle Adjustable.

P  L  R **13"-16.5" Length**  
 Pair part: XRF000094.  
 Left: XRF000095.  
 Right: XRF000096.  
 N/A with Multi-Axis.

P  L  R **15.5"-19.5" Length**  
 Pair part: XRF000097.  
 Left: XRF000098.  
 Right: XRF000099.

**3a. Extruded Footplate(s)**

P  L  R **7.25"Wx6"D Extruded Footplate**..... Standard  
 Part pair: FRMASMB7847. Left: FRMASMB7861  
 Right: FRMASMB7862

P  L  R **8.5"Wx6"D Extruded Footplate** ..... Standard  
 Part pair: FRMASMB7848. Left: FRMASMB7863  
 Right: FRMASMB7864  
 May cause interference on seat widths less than 18."

**3b. Angle Adjustable Footplate(s) and Heel Loops**

<sup>1</sup>The 6"x11" footplates may cause interference with seat widths less than 18". <sup>2</sup>The 8"x11" footplates may cause interference with seat widths less than 20".

P  L  R **4"Wx6"D** ..... \$87.50 ea.  
 Pair part: FRMASMB10564. Left: RIG133537. Right: RIG133560

P  L  R **6"Wx8"D<sup>1</sup>** ..... \$87.50 ea.  
 Pair part: FRMASMB10567. Left: RIG133540. Right: RIG133563

P  L  R **5"Wx6"D**..... \$87.50 ea.  
 Pair part: FRMASMB10565. Left: RIG133538. Right: RIG133561

P  L  R **6"Wx11"D<sup>1</sup>** ..... \$87.50 ea.  
 Pair part: FRMASMB10568. Left: RIG133541. Right: RIG133564

P  L  R **5"Wx8"D** ..... \$87.50 ea.  
 Pair part: FRMASMB10566. Left: RIG133539. Right: RIG133562

P  L  R **8"Wx11"D<sup>2</sup>** ..... \$87.50 ea.  
 Pair part: FRMASMB10569. Left: RIG133542. Right: RIG133565

**3c. Multi-Axis Footplate(s) and Heel Loops**

<sup>1</sup>The 6"x11" footplates may cause interference with seat widths less than 18". <sup>2</sup>The 8"x11" footplates may cause interference with seat widths less than 20".

P  L  R **4"Wx6"D** ..... \$260 ea.  
 Pair part: FRMASMB9456. Left: RIG133531. Right: RIG133552

P  L  R **6"Wx8"D<sup>1</sup>** ..... \$260 ea.  
 Pair part: FRMASMB9459. Left: RIG133534. Right: RIG133555

P  L  R **5"Wx6"D**..... \$260 ea.  
 Pair part: FRMASMB9457. Left: RIG133532. Right: RIG133553

P  L  R **6"Wx11"D<sup>1</sup>** ..... \$260 ea.  
 Pair part: FRMASMB9460. Left: RIG133535. Right: RIG133558

P  L  R **5"Wx8"D** ..... \$260 ea.  
 Pair part: FRMASMB9458. Left: RIG133533. Right: RIG133554

P  L  R **8"Wx11"D<sup>2</sup>** ..... \$260 ea.  
 Pair part: FRMASMB9461. Left: RIG133536. Right: RIG133559

Legrests section continued on following pages.

**17. LEGRESTS CONTINUED**

**4. 60°-90° Swing-Away Legrest Accessories**

Gel Neoprene Footrest Sleeve (pair) ..... \$130  
 Part: INDPART2243. AADL Code V619

**17.1e. Elevating Legrests**

Select a legrest upper, a legrest extension, and type of footplate. Pair (P), left (L), and right (R) configurations are selected by checking the appropriate boxes. Select legrest length in following section.

**1. Elevating Legrests Upper**

P  L  R Elevating Legrest Assembly ..... \$275 ea.  
 Pair part: FRMASMB6483. Left: RIG138012  
 Right: RIG138013. HCPCS: E0990  
 Select lower extension and footplates

**2a. Lower Extension**

P  L  R 11"-14" Length  
 Pair: FRMASMB4755. Left: RIG138026. Right: RIG138030  
 For reinforced only

P  L  R 8.5"-12" HD Drop-Ins/12.5"-16.5" ELR, Ext Length  
 Pair part: XRF000101. Left: XRF000102. Right: XRF000103  
 For angle adjustable only

P  L  R 14"-17" Length  
 Pair: FRMASMB4756. Left: RIG138033. Right: RIG138035  
 For reinforced only

P  L  R 13"-18" HD Drop-Ins/15.5"-19.5" ELR, Ext Length  
 Pair part: XRF000104. Left: XRF000105. Right: XRF000106  
 For angle adjustable only

**3a. Reinforced Cast Footplate(s)**

P  L  R 7.25"Wx6"D Reinforced Footplate..... Standard  
 Pair part: FRMASMB4748. Left: RIG138055. Right: RIG138056

P  L  R 8.5"Wx6"D Reinforced Footplate ..... Standard  
 Pair part: FRMASMB4747. Left: RIG138060. Right: RIG138062  
 May cause interference on seat widths less than 18."

**3b. Angle Adjustable Footplate(s)**

<sup>1</sup>The 6"x11" footplates may cause interference with seat widths less than 18". <sup>2</sup>The 8"x11" footplates may cause interference with seat widths less than 20". 4"x6" and 5"x6" footplates are only available in pairs.

P  L  R 4"Wx6"D ..... \$87.50 ea.  
 Pair parts: FRMASMB8812 x2.

P  L  R 6"Wx8"D<sup>1</sup> Footplates with Heel Loops ..... \$87.50 ea.  
 Pair part: FRMASMB4738. Left: RIG137793. Right: RIG137795

P  L  R 5"Wx6"D..... \$87.50 ea.  
 Pair parts: FRMASMB8811 x2.

P  L  R 6"Wx11"D<sup>1</sup> Footplates with Heel Loops ..... \$87.50 ea.  
 Pair part: FRMASMB4741. Left: RIG137796. Right: RIG137797

P  L  R 5"Wx8"D Footplates with Heel Loops ..... \$87.50 ea.  
 Pair part: FRMASMB4735. Left: RIG137791. Right: RIG137792

P  L  R 8"Wx11"D<sup>2</sup> Footplates with Heel Loops ..... \$87.50 ea.  
 Pair part: FRMASMB4744. Left: RIG137798. Right: RIG137799

**17.2. Legrest Accessories**

Heel Loops (pair)..... \$35  
 Part: FRMASMB7873. HCPCS: E0951  
 Standard on angle adjustable and multi axis footplates when noted.

Wheel Bumper..... \$15 ea.  
 Part: XRF000100

Elevating Legrest Compatibility Matrix	Power Recline or Static Seat			Power Tilt			Power Lift		
	Low	Med.	High	Low	Med.	High	Low	Med.	High
Reinforced, 11"-14"	✓	✓	✓	✓	✓	✓	✓	✓	✓
Reinforced, 14"-17"	!	!	✓	!	✓	✓	✓	✓	✓
Angle Adjustable, 12"-16.5"	✓	✓	✓	✓	✓	✓	✓	✓	✓
Angle Adjustable, 15.5"-19.5"	!	!	!	!	!	✓	!	✓	✓

This rigging configuration causes no interference issues at this seat-to-floor height.  
 This rigging configuration may have less than 1.75" clearance when fully extended and may interfere with the ground or reduce obstacle climbing ability.

Legrests section continued on following page.

**17. LEGRESTS CONTINUED**

**17.3. Set Legrest Extension Length**

**REQUIRED with matching left and right legrest configuration. Part number is PTOINDV plus number following # below. Non-matching or individual legrest configurations lengths are not set by the manufacturer.**

**1a. Centermount Extension Length**

2" L (#3989)	5" L (#3992)	8" L (#3680)	9.5" L (#3683)	11" L (#3686)	12.5" L (#3689)	14" L (#3692)	15.5" L (#3695)	17" L (#3698)	18.5" L (#3701)
3" L (#3990)	6" L (#3993)	8.5" L (#3681)	10" L (#3684)	11.5" L (#3687)	13" L (#3690)	14.5" L (#3693)	16" L (#3696)	17.5" L (#3699)	19" L (#3702)
4" L (#3991)	7" L (#3994)	9" L (#3682)	10.5" L (#3685)	12" L (#3688)	13.5" L (#3691)	15" L (#3694)	16.5" L (#3697)	18" L (#3700)	

**1b. Front Rigging Extension Length**

Non-matching or individual legrest configurations lengths are not set by the manufacturer. See previous section for center mount extension lengths.

7" L (#3470)	8.5" L (#3473)	10" L (#3476)	11.5" L (#3479)	13" L (#3482)	14.5" L (#3485)	16" L (#3488)	17.5" L (#3491)	19" L (#3494)	20.5" L (#3497)	22" L (#3669)
7.5" L (#3471)	9" L (#3474)	10.5" L (#3477)	12" L (#3480)	13.5" L (#3483)	15" L (#3486)	16.5" L (#3489)	18" L (#3492)	19.5" L (#3495)	21" L (#3498)	22.5" L (#3670)
8" L (#3472)	9.5" L (#3475)	11" L (#3478)	12.5" L (#3481)	14" L (#3484)	15.5" L (#3487)	17" L (#3490)	18.5" L (#3493)	20" L (#3496)	21.5" L (#3600)	

**18. TRU-BALANCE 3 POWER POSITIONING ELECTRONICS**

**REQUIRED with power seating or legrest options.**

**18.1a. Actuator Control through Joystick**

Single or Dual Actuator Control Through NE+ Joystick ..... No Charge  
Part: XRF000065

**18.1b. Q-Logic 3 Controls through Joystick**

Single Actuator Through Q-Logic 3 Controller and Interface (AM)..... No Charge

2 Actuators Through Q-Logic 3 Controller and Interface (AM) .....\$1,250  
Not funded by ADP

3 Actuators Through Q-Logic 3 Controller and Interface (AM) ..... \$1,500  
Not funded by ADP

Up to 5 Actuators Through Q-Logic 3 Controller and Interface (AAM).....\$1,675  
ADP: SECX15005



**1. Optional Switch Control**

Available with Q-Logic 3 only. 4-Way switches will be mounted to same side of joystick.

Joystick Mount ..... No Charge  
Part: MEC1907500

Under Arm Mount, Flip-Back Armrest..... No Charge  
Part: MEC1906531

Under Arm Mount, Tube Style Armrest ..... No Charge  
Part: MEC1906530

Attendant Mount ..... \$35  
Part: MEC1906564 **NOT COVERED BY AADL**

Under Arm Mount, Flip-Back Armrest, plus iAccess Guard ..... \$35  
Part: MEC2001400 **NOT COVERED BY AADL**

Under Arm Mount, Tube Style Armrest, plus iAccess Guard ..... \$35  
Part: MEC2001401 **NOT COVERED BY AADL**

**18.1c. 4-Function Push Button/iAccess Mount**

**REQUIRED with 4-Function Push Button or iAccess options.**

Joystick Mount ..... No Charge  
Part: MEC1907500

Under Arm Mount, Flip-Back Armrest..... No Charge  
Part: MEC1906531

Under Arm Mount, Tube Style Armrest ..... No Charge  
Part: MEC1906530

Attendant Mount ..... \$35  
Part: MEC1906564 **NOT COVERED BY AADL**

Under Arm Mount, Flip-Back Armrest, plus iAccess Guard ..... \$35  
Part: MEC2001400 **NOT COVERED BY AADL**

Under Arm Mount, Tube Style Armrest, plus iAccess Guard ..... \$35  
Part: MEC2001401 **NOT COVERED BY AADL**

**1. Under Arm Mount Side Selection**

Left Side Under Arm Mount  
Part: PTOINDV3678

Right Side Under Arm Mount  
Part: PTOINDV3679

**20. SEAT MOUNTED LED LIGHTS**

**Optional.** Requires Q-Logic 3 Joystick for Full Light Package or Q-Logic 3e Joystick.

Seat Mounted, LED, Full Light Package ..... \$770  
 Part: XRF000130 **NOT COVERED BY AADL**  
 Not available with Base Mounted, LED, Full Light Package.

**21. PROVIDER INSTALLED ACCESSORIES**

**Optional.** Multiple accessories can be mounted along the various tracks but some interference may occur.

Privacy Bag ..... \$80  
 Part: ACC1907570 **NOT COVERED BY AADL**

TRU-Balance 3 Cane/Crutch Holder ..... \$100  
 Part: ACC152515. **NOT COVERED BY AADL**

Quantum Backpack ..... \$200  
 Part: ACC1905853 **NOT COVERED BY AADL**

Transfer Handle (D)..... \$305  
 Part: MEC1809930. **NOT COVERED BY AADL**  
 Not available with Heavy Duty armrests.

TRU-Balance 3 Cup Holder..... \$20  
 Part: ACC125003 **NOT COVERED BY AADL**  
 For use with TRU-Balance 3 (track style) armrests.

Cup Holder (Tube-style Armrest)..... \$20  
 Part: ACCASMB2634 **NOT COVERED BY AADL**  
 For use with tube-style armrests.

TRU-Balance 3 Personal Item Hook ..... \$20  
 Part: ACC125008 **NOT COVERED BY AADL**  
 Not available with back cane option.

TRU-Balance 3 Reflector Kit..... \$35  
 Part: ACC124670 **NOT COVERED BY AADL**

TRU-Balance 3 Backpack Holder (Pair) (A) ..... \$42  
 Part: ACC147774 **NOT COVERED BY AADL**  
 Not available with back cane option.

TRU-Balance 3 Front Mounted ..... \$95  
 Cell Phone/ Media Holder, X-Grip (E)  
 Part: ACC155835 **NOT COVERED BY AADL**  
 Not available with Heavy Duty armrests.

TRU-Balance 3 Rear View Mirror ..... \$35  
 Part: ACC155833 **NOT COVERED BY AADL**  
 Not available with Heavy Duty armrests.

TRU-Balance 3 Oxygen Holder ..... \$110  
 Part: ACC125006. **NOT COVERED BY AADL**  
 Includes accessory bar, a credit will be applied PTOIN-DV3769.

TRU-Balance 3 Clothing Guard (Pair) ..... \$275  
 Part: ACC125007 **NOT COVERED BY AADL**

Not available with Heavy Duty armrests.

TRU-Balance 3 Glove Box (C)..... \$85  
 Part: ACC125011 **NOT COVERED BY AADL**

Stealth Large Tablet Holder ..... \$565  
 Part: ACC141818 **NOT COVERED BY AADL**  
 Not available with Heavy Duty armrests.

Trilogy Vent Tray ..... \$420  
 Part: ACC136791. **NOT COVERED BY AADL**  
 Includes accessory bar, a credit will be applied PTOIN-DV3769. Contact custom for models other than 100 and 200.

Compact Vent Tray ..... \$1,395  
 Part: ACC133889. **NOT COVERED BY AADL**

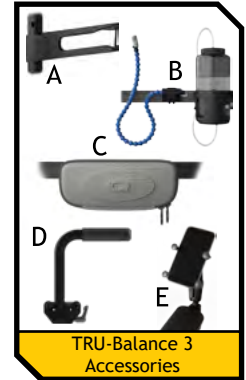
VOCSN Vent Tray ..... \$1,000  
 Part: ACC2000162 **NOT COVERED BY AADL**

Push Handles (pair)..... \$140  
 Part: ACC2005027 **NOT COVERED BY AADL**  
 Not available with oxygen holder, back cane option, or vent tray.

Accessory Bar ..... \$90  
 Part: ACC1909634 **NOT COVERED BY AADL**  
 Horizontal rail attached to rear of seat. Standard with the Trilogy vent tray and oxygen holder. Not available with back cane option.

Large, Black, Weather Cover ..... \$240  
 Part: ACCCOVR1021 **NOT COVERED BY AADL**

Q-Logic EX/NE Programmer ..... \$625  
 Part: ELEASMB6976 **NOT COVERED BY AADL**



**24. ALTERNATIVE CONTROLS AND ELECTRONICS**

**Optional.** Select a type of specialty controls below. More options are available on the [Alternative Controls and Electronics order form](#).

**24.1. Enhanced Display**

**Q-Logic 3 Enhanced Display Kit**..... \$2,045  
 Part: CTL167726

Select a color option below. Includes enhanced display, flexible gooseneck and mounting bracket. Features: 3.5" LCD display; up to 5 profiles to control drive, seat, and auxiliary functions; Bluetooth connectivity for mobile devices and mouse emulation; integrated single switch scanner; IR controls.



Enhanced Display

**Q-Logic 3 Enhanced Display Shroud**

Required with Q-Logic 3 Enhanced Display selection above. Reference colors shown on page 2.

**Red Corvette**  
 Part: DGN137729-PRD1

**Grey Street**  
 Part: DGN137729-PSL3

**Pretty in Pink**  
 Part: DGN137729-PPK3

**Electric Blue**  
 Part: DGN137729-PBU9

**Green Machine**  
 Part: DGN137729-PGN11

**Back in Black**  
 Part: DGN137729-PBK1

**White Satin**  
 Part: DGN137729-PWH2

**Evolution Orange**  
 Part: DGN137729-POR7

**Lemon Crush**  
 Part: DGN137729-PYL4

**Military Green**  
 Part: DGN137729-PGN8

**Night Train**  
 Part: DGN137729-PBK3

**Deep Purple**  
 Part: DGN137729-PPR5

**Midnight Blue**  
 Part: DGN137729-PBU10

**24.2. Q-Logic SCIM Module**

**Optional.**

**SCIM Module for Q-Logic 3**..... \$850  
 Part: CTL168055 **AADL CODE W100**

Allows use of joystick display for specialty devices. Available with Q-Logic 3 EX Joystick selection above. Up to 5 profiles to control drive, seat, and auxiliary functions, excluding sip-n-puff and single switch functions. A switch is required to operate the input device attached to the SCIM module.



SCIM Module

**24.3. Q-Logic 3 SAJ**

**Q-Logic 3 EX SAJ**..... \$850  
 Part: CTL143980 **AADL CODE W100**

Must be used in conjunction with Enhanced Display or Q-Logic 3 Joystick.



EX SAJ

**24.4. Head Array**

**Adult, i-Drive Tri-Array Series, 3-Switch** ..... \$7,406  
**Head Array (IDHBT200)**  
 Part: ST-IDHBT200-U-Q. **AADL CODE W100**  
 Features bluetooth, head support, 3 non-proportional proximity sensors for drive control, an egg switch for reset mode change, and i-Drive smart box.

**Adult, i-Drive Pro Series Head Array** ..... \$7,486  
**(IDHBT300-1) AADL CODE W100**  
 Part: ST-IDHBT300-U-Q  
 Features bluetooth, head support with occipital pad and 2 swing-away spot pads for left and right side, 3 non-proportional proximity sensors, an egg switch for reset mode change, and i-Drive smart box.



Adult Pro-Series

**24.5. Sip and Puff Drive**

**1. Module**

**Sip and Puff Module for Q-Logic 3**..... \$1,695  
 Part: CTL168056. **AADL Code W100**  
 Includes module and mounting hardware.



Sip & Puff Module

**2. Straw and Mount**

The straw and mount do not include electrical components to operate the Sip&Puff with a head array. This component requires the selection of a Q-Logic Sip&Puff module or additional module from Stealth Products for operation.

**Stealth Sip and Puff for Stealth i-Drive, Head Array (SP625-U)** ..... \$410  
 Part: ST-SP625-U-Q. **AADL Code W100**  
 Includes straw and mounting hardware. Use with Stealth i-Drive Head Arrays.



Stealth Sip & Puff

Alternative controls and electronics section continued on following page.



**24. ALTERNATIVE CONTROLS AND ELECTRONICS CONTINUED**

**24.6. Egg Switches**

- Red Egg Switch (ESRED)..... \$116  
Part: SWTMCRO1077 **AADL CODE W100**
- Blue Egg Switch (ESBLU)..... \$116  
Part: SWTMCRO1079 **AADL CODE W100**
- Black Egg Switch (ESBLK)..... \$116  
Part: SWTMCRO1081 **AADL CODE W100**

- Green Egg Switch (ESGRN) ..... \$116  
Part: SWTMCRO1078 **AADL CODE W100**
- Yellow Egg Switch (ESYEL) ..... \$116  
Part: SWTMCRO1080 **AADL CODE W100**



**24.7. Switch Adapter**

- 2 to 1 Switch Adapter ..... \$135  
Part: DWR1361H037 AADL Code W100  
Connects 2 single switches to a stereo jack to act as a dual switch.

**24.8. Environmental Controls**

- Q-Logic 3 ECU Module Kit ..... \$1,780  
Part: CTL168057 AADL Code W100

**25. TRU-BALANCE 3 MULTIPLIER HARNESS**

**REQUIRED.** Multiple controllers or power accessories may require an additional multiplier harness or special order. Reference the chart below to determine the appropriate selection. The rows refer to the total amount of arm mounted devices and the columns refer to the total amount of back mounted devices. The online order configurator will automatically make this selection under specialty controls.

- Secondary Multiplier (SM)..... \$250  
Part: XRF000107

<b>Arm Mounts</b>	Joystick (Hand Control)	1 Arm	2 Arm	3 Arm	4+ Arm	
	Enhanced Display	0 Back	NA	SM	SM	SOF
	iAccess	1 Back	NA	SM	SM	SOF
	USB Charger	2 Back	SM	SM	SM	SOF
	SAJ	3+ Back	SOF	SOF	SOF	SOF

Power Positioning Chart

<b>Back Mounts</b>	Attendant Control	1 Arm	2 Arm	3 Arm	4+ Arm	
	SCIM	0 Back	NA	SM	SOF	SOF
	Sip n Puff	1 Back	NA	SM	SOF	SOF
	ECU	2 Back	SM	SM	SOF	SOF
		3+ Back	SOF	SOF	SOF	SOF

Static Seat Chart

Q-Logic 3 Multiplier Charts