



AADL Q6 Edge® HD Order Form with TRU-Balance® 3 Positioning (W592HD)

Account Number: _____ Date: _____
 Provider Name: _____
 Contact: _____
 Phone: _____ Fax: _____
 Email: _____
 PO Number: _____
 Marked for: _____
 Ship to Address: _____
 City: _____ Prov: _____ PC: _____



INTRODUCTION

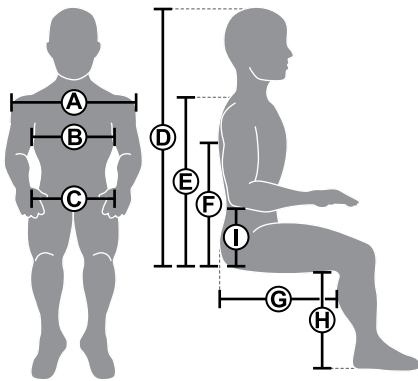
This form is interactive when viewed with [Adobe Acrobat Reader](#). Complete the form by placing checks in the desired boxes and provide information in the interactive fields. Buttons shown at the bottom of the form may be utilized to print or submit the order form through a desktop email application. To email via a web-based application, please 'Save As' and attach the PDF to your email.

This order form contains a large variety of options to fulfill various patient needs. Descriptions and section notes, such as optional or required, are included to help you complete your order. Other part numbers can be found on the quote acknowledgment after this order form is submitted. Please contact Quantum® Sales at 888-570-1113 if assistance is needed. Send the completed order form by fax (866-514-1303) or email (productorders@pridemobility.com). Incomplete forms may delay the quote or order. Customer service will contact you if the order is incomplete or if there are compatibility issues. If special order requests are needed, be sure that the Patient Information section is completed

All prices are MSRP. Prices, specifications, part numbers, and availability are subject to change without notice. Prices and part numbers as shown are only available when configured as a complete power chair. Please contact technical service for accurate parts ordering.

PATIENT INFORMATION

Weight: _____ Height: _____ A. Shoulder Width: _____ D. Max Sitting Height: _____ G. Thigh Depth: _____
 B. Chest Width: _____ E. Shoulder Height: _____ H. Lower Leg Length: _____
 C. Hip Width: _____ F. Axilla Height: _____ I. Elbow Height: _____



1. BASE MODEL

REQUIRED. Select a group 3 power base. 450 lb. weight capacity with standard 4.7 mph programmable motors, 8 amp off board charger, and unoccupied transit loops. Dimensions of base without legrests: 26"Wx36.75"L.

Quantum Q6 Edge HD \$8,815
 Part: Q6 EDGEHD. ADP: WP0001058

2. BASE COLOR



REQUIRED. Select one shroud color. Colors shown here may differ from actual product depending on monitor/printer calibration used.

2.1. Match Colors

Match All Color Options to Selection Below

Part: N/A. Any subsequent color selections, if available, will be matched to color chosen below when the order is placed. Please note that some color selections, such as joystick armor, may have a MSRP.

2.2. Shroud Color

-  **Back in Black**
Part: DGN1610108-PBK1
-  **Midnight Blue**
Part: DGN1610108-PBU10

3. FENDER LIGHTS/OBC

Optional. Fender lights operate by pressing included single switch button. Fender lighting is not available with NE 4-Key Joystick or Single Actuator Control through Toggle Box.

Switch Operated Fender Lights \$240

Part: DGN154117 **NOT COVERED BY AADL**

*Will be included at no charge with iLevel 10" Lift system.

1. Backup Camera

Quantum Backup Camera \$475

Part: MEC1910365 **NOT COVERED BY AADL**

1. Optional Mounting Bracket

Backup Camera Headrest Bracket \$30

Part: MEC1910373 **NOT COVERED BY AADL**

Works with .5" x .5" vertical supports only.

4. FULL LIGHT PACKAGE

Optional. Requires NE+ 8 Key or Q-Logic 3 Joystick for Full Light Package.

Seat Mounted, LED, Full Light Package \$770

Part: XRF000130 **NOT COVERED BY AADL**

6. BATTERIES

REQUIRED. The powerchair requires 2 batteries and will be installed if ordered.

Group 24, 70 Amp Gel Cell, MK Battery AADL Contract pricing.

Part: BATGEL1009.

7. DRIVE WHEELS

REQUIRED. Select a type of drive wheels and accent color. Knobby tires increase overall base width by 1.5".

7.1. Drive Wheels

- | | | |
|--|--|--|
| 3" x 14" Run Flat Tires..... Standard | Part: WHL121698 x2 | |
| Part: PTOINDV3510 | | |
| 3" x 14" Pneumatic Tires..... No Charge | 4" x 14" Pneumatic, Knobby, Extended \$120 | |
| Part: WHL124117 x2 | Traction Tires | |
| | Part: WHL121703 x2 | |
| 4" x 14" Flat Free, Knobby, Extended \$120 | | |
| Traction Tires | | |

7.2. Drive Wheel Accent Color

Optional. Not available with knobby tires. Sold in Pairs (parts below will be quantity of 2).

Match to Base Color **NOT COVERED BY AADL**

Part: Configuration selection, see specific part below

Non-matching Color **NOT COVERED BY AADL**

Part: Configuration selection, see specific part below

- | | | |
|--|--|---|
| Back in Black..... \$42.50 ea.
Part: DGN164245-PBK1 x2 | Pretty in Pink..... \$42.50 ea.
Part: DGN164245-PPK3 x2 | Midnight Blue \$42.50 ea.
Part: DGN164245-PBU10 x2 |
| Red Corvette..... \$42.50 ea.
Part: DGN164245-PRD1 x2 | Evolution Orange..... \$42.50 ea.
Part: DGN164245-POR7 x2 | Green Machine \$42.50 ea.
Part: DGN164245-PGN11 x2 |
| Electric Blue \$42.50 ea.
Part: DGN164245-PBU9 x2 | Deep Purple \$42.50 ea.
Part: DGN164245-PPR5 x2 | To Be Determined
Follow-up required. |
| Night Train..... \$42.50 ea.
Part: DGN164245-PBK3 x2 | Grey Street..... \$42.50 ea.
Part: DGN164245-PSL3 x2 | |

8. ELECTRONICS

REQUIRED. Select a type of drive control from the following sections. The No Joystick option is used to omit the joystick and utilize another control, such as a specialty control at the end of this form or found on the [Alternative Controls and Electronics Order Forms](#).

8.1a. Non-Expandable Controls

Select a joystick below or omit selection if another controller type is desired. Non-expandable does not allow supplementary drive controllers.

NE+ 6-Key Joystick
 Part: CTLDC1560
 Control up to 2 actuators through Joystick.

No Joystick, Setup for NE+ Joystick
 Part: Configuration selection



8.1b. Expandable Controls - Quantum Intelligent Systems™

Select expandable controls or omit selection if another controller type is desired. Expandable controls allow multiple or specialized controllers. This sections allows a selection of common configurations.

2. Q-Logic 3 Joystick

Q-Logic 3 EX Joystick\$900
 Part: CTL167724. ADP: WEX1

Q-Logic 3 EX Joystick for Full Lights\$900
 Part: CTL167725. ADP: WEX1 **NOT COVERED BY AADL**

No Joystick, Setup for Q-Logic
 Part: Configuration selection.



8.2. Q-Logic 3 Joystick Armor

REQUIRED with Q-Logic 3 Joystick selections above. Reference colors shown on page 2.

Black, Soft Touch No Charge
 Part: DGN124307
 Also matches Night Train shrouds.

Non-matching Armor No Charge
 Part: PTOINDV3422
 Select color below.

Match Armor to Base Color Standard
 Part: PTOINDV3421

Red Corvette
 Part: DGN124336-PRD1

Back in Black
 Part: DGN124336-PBK1

Pretty in Pink
 Part: DGN124336-PPK3

Deep Purple
 Part: DGN124336-PPR5

Midnight Blue
 Part: DGN124336-PBU10

Electric Blue
 Part: DGN124336-PBU9

Night Train
 Part: DGN124336-PBK3

Evolution Orange
 Part: DGN124336-POR7

Grey Street
 Part: DGN124336-PSL3

Green Machine
 Part: DGN124336-PGN11

9. JOYSTICK HANDLES

Optional. The NE/NE Plus joysticks are standard with a carrot handle (See A in image). The standard Q-Logic 3 joystick knob can be seen in the image in section 7.1b. The optional handle will be mounted to the joystick and the standard handle will be shipped with the unit.

Mushroom Handle (B) \$120
 Part: ACCASMB1860.

Extended I-Handle (G) \$140
 Part: ACCASMB1857.

Chin Cup (C) \$85
 Part: ACCASMB186190

Bodypoint 3" Goal Post Handle \$180
 Part: PLSKNCP1057.

T-Bar (D) \$160
 Part: ACCASMB1858.

Bodypoint 4" Goal Post Handle \$180
 Part: PLSKNCP1058.

Medium Ball Handle (E) \$70
 Part: ACCASMB1859.

Soft Ball Handle (F) \$120
 Part: ACCASMB1856.



10. JOYSTICK MOUNTING BRACKETS

Optional. Select a mount to be used with a joystick selected in previous section.


Omit Joystick Mounting Bracket

10.1a. Fixed, In-line Joystick Bracket

Fixed, In-line, Bracket Standard
 Q-Logic Part: FRMASMB10617. NE/NE+ Part: FRMASMB12744

Left Side Mount
 Part: PTOINDV1225

Right Side Mount
 Part: PTOINDV1226



10.1b. Swing-Away (Retractable) Joystick Bracket

Adjustable Swing-away\$265
 Part: Various.
 As pictured to the right "Swing Away Joystick"

Offset Swing-away\$265
 Part: Various.
 Magnetic latching mechanism.
 As pictured to the right "Swing Away Joystick Offset Mount (Right)"

Basic Swing-away\$265
 Part: Various.
 Magnetic latching mechanism.
 Stealth Height Adjustable Receiver recommended.



Joystick mounting brackets section continued on following pages.

10. JOYSTICK MOUNTING BRACKETS CONTINUED

10.1c. Specialty Joystick Mounts

Select a bracket and side to mount it.

Retract4 Mount.....\$450

NE/NE+ Part: MEC138876. **CLINICAL JUSTIFICATION**

Q-Logic Part: MEC138860.

Full 180° of movement that translates into multi-position use, straight, right offset, left offset, or fold away. Joystick orientation varies as bracket is adjusted.

Multi-axis Mount \$100

NE/NE+ Part: ACC142528. ADP: WEPM

Q-Logic Part: ACC131216. ADP: WEPM

SAJ Part: ACC142740. ADP: WEPM

Allows height adjustment of joystick.


Stealth Swing-Away/Flip Down Bracket.....\$300

NE/NE+ Part: ST-TWBM480QL-Q. ADP: WEPM

Q-Logic Part: ST-TWBM480QL-Q. ADP: WEPM

SAJ Part: ST-TWBM480CJ-Q. ADP: WEPM

Allows the joystick to pivot to side of armrest, or flip-down if bracket is adjusted.



Retract4



Multi-Axis Joystick Mount



Swing-Away/Flip Down Bracket (Stand Alone Hardware Shown)

Specialty Mount Side

Left Side Mount

Part: PTOINDV1225

Right Side Mount

Part: PTOINDV1226

11. TRU-BALANCE® 3 SEATING - QUANTUM INTELLIGENT SYSTEMS™

REQUIRED. Maximum seat size is 32"W x 25"D.

11.1. TRU-Balance 3 Configuration

TRU-Balance 3 HD Static Seat.....\$1,045

Part: PTOINDV3442. ADP: WEPM

20° of limited recline adjustment (-5/ +15) via gas strut within back cover.

TRU-Balance 3 HD Power Tilt Only.....\$6,245

Part: PTOINDV3443. ADP: WP0001162

50° Center of Gravity (CG) power tilt seating system.

TRU-Balance 3 HD Power Recline Only \$7,875

Part: PTOINDV3444. ADP: WP0001163

175° of power recline.

TRU-Balance 3 HD Power Tilt & Recline \$13,125

Part: PTOINDV3446. ADP: WP0001164

50° CG power tilt with 175° of power recline. Full drive lockout at 20°.

11.2. 10" Power Lift

Optional.

TRU-Balance 3, Heavy Duty, 10" Power Lift with iLevel® and Fender Lights..... \$3,495

Part: PTOINDV3797. **NOT COVERED BY AADL**

400 lb weight capacity. 24"W x 24"D maximum seat size. Includes fender lights found in section 5.



11.3. Seat Dimension - Width

REQUIRED. Maximum non-lift seat width is 32"W. *Widths over 24" are not available with 10" power lift.

20" W (#1010)	22" W (#1012)	24" W (#1014)	26" W* (#1054)	28" W* (#1055)	30" W* (#1059)	32" W* (#1061)
21" W (#1011)	23" W (#1013)	25" W* (#1056)	27" W* (#1057)	29" W* (#1058)	31" W* (#1060)	

11.4. Seat Dimension - Width Package

REQUIRED. Width and depth package part: See XRef: TB3SPACK

20"-24" Width Package	24"-28" Width Package	28"-32" Width Package
-----------------------	-----------------------	-----------------------

11.5. Seat Dimension - Depth

REQUIRED. Maximum seat depth is 25". Part number is SETDPTH plus number following # below.

20" D (#1010)	21" D (#1011)	22" D (#1012)	23" D (#1013)	24" D (#1014)	25" D (#1060)
------------------	------------------	------------------	------------------	------------------	------------------

11.6. Seat Dimension - Depth Package

REQUIRED. Width and depth package part: See XRef: TB3SPACK

16"-20" Depth Package Minimum Seat Depth is 20"	20"-24" Depth Package Use with 25" Depth
--	---

11.7. Seat to Floor Height

REQUIRED. Select a seat to floor height compatible with the seat functions previously selected.

1a. STF for Static Seat Only or Recline Only

16.5" Seat to Floor Part: PTOINDV3459	17.5" Seat to Floor Part: PTOINDV3460	18.5" Seat to Floor Part: PTOINDV3463
--	--	--

1b. STF for Tilt Only, Tilt and Recline, or Any Power Lift Configuration

18.5" Seat to Floor Part: PTOINDV3463	19.5" Seat to Floor Part: PTOINDV3505	20.5" Seat to Floor Part: PTOINDV3528
--	--	--

TRU-Balance 3 Seating section continued on following pages.

11. TRU-BALANCE 3 SEATING CONTINUED

11.9. Back Type Selection

REQUIRED. Match choice in this section with the options in the following back cushion configuration section.

TRU-Balance 3 Back Assembly (Static Back) \$735
Part: Configuration selection

Select a back cushion configuration in the subsequent section.

Back Cane Option Standard
Part: Configuration selection

Available only with TRU-Balance 3 Static Seat and Power Tilt (1 actuator) selections. Select cane type, back cane height, and back cushion configuration below.

Flip Forward Back..... \$735
Part without Lift: MEC131957, Part with Lift: MEC148117

Available with Static Seat and Power Tilt (1 actuator). Only available with 2-post, flip back or pediatric armrests. Not available with 12"-14" width or with attendant manual recline. Select a back cushion type in the subsequent section.

TRU-Balance 3 Seating section continued on following pages.

11. TRU-BALANCE 3 SEATING CONTINUED

11.10. Back Cane Selection (Back Cane Option Only)

REQUIRED when Back Cane Option is selected above. Select type and height of back canes.

1. Back Cane Type

Angle Adjustable No Charge 1" Endo..... No Charge 2" Endo No Charge
 Part: MEC140266 Part: MEC141455 Part: MEC141456

2. Back Cane Height

16" High Cane 20" High Cane 24" High Cane
 Part: FRMASMB15834 Part: FRMASMB15838 Part: FRMASMB15842
 17" High Cane 21" High Cane 25" High Cane
 Part: FRMASMB15835 Part: FRMASMB15839 Part: FRMASMB15843

11.11. Back Cushion Configuration - Type

REQUIRED. Select a configuration type and applicable dimensions. See the Sport, Q-Back, and TRU-Comfort back availability chart for stock order back size ranges. Other size backs may be available with special order and extended lead time.

Sport Back No Charge need to be adjusted to accommodate certain backs. May interfere with gel/waterfall armpads and arm through. Does not include brackets to mount after-market backs.
 Part: See XRef
 Complete following width package and size.
 Omit Back Pan/Cushion No Charge
 Part: PTOINDV1287
 Select a following width package.
 After-market Back Interface No Charge
 Part 16"-20"W: SET131920. Part 20"-24"W: SET131921
 Enter the set width below, range of 16"-24". Overall seat depth may

11.12. TRU-Balance 3 Back Shroud

REQUIRED. The back shroud is a feature of the TRU-Balance 3 seating system and is available in matching shroud colors. The back shroud is not available when Omit Back Pan/Cushion is selected. Reference colors shown in section 2.

Back in Black Night Train Pretty in Pink Evolution Orange Midnight Blue
 Part: DGN148032 Part: DGN1706558 Part: DGN148045 Part: DGN1801259-POR7 Part: DGN148035
 Red Corvette Electric Blue Deep Purple Grey Street Green Machine
 Part: DGN148034 Part: DGN148076 Part: DGN148046 Part: DGN148074 Part: DGN1801259-PGN11

11.13. Lateral Positioning Wedge

Optional.

Lateral Positioning Wedge, pair \$30
 Part: SET123465 **SEATING BENEFITS**
 Available with Sport and TRU-Comfort 2 backs. Not available on power tilt backs 16"-17"H with limited adjustability on 18" H. Not available on power recline back 19"-20"H with limited adjustability on 21"H.

11.14. Back Cushion Configuration - Back Width Package

REQUIRED except when Omit Back Pan/Cushion is selected. Available with +/-4" of seat width.

Match Seat Width Selections 20"W-24"W Package 28"W-32"W Package
 Part: PTOINDV3468 Part: Configuration selection Part: Configuration selection
 16"W-20"W Package 24"W-28"W Package
 Part: Configuration selection Part: Configuration selection

11.15. Back Cushion Configuration - Back Width

REQUIRED except when Omit Back Pan/Cushion is selected. Part number is PTOINDV plus number following # below. Available with +/-4" of seat width.

18" W 19" W 20" W 21" W 22" W 24" W 26" W 28" W 30" W 32" W
 (#3566) (#3567) (#3568) (#3569) (#3570) (#3571) (#3572) (#3573) (#3574) (#3575)

11.16. Back Cushion Configuration - Overall Back Height

Static Seat and Power Tilt available height range: 16"-25"H. Odd heights include 4" gap and even heights include 3" gap between seat pan and bottom of back cushion. Power Recline available height range: 19"-28"H. Odd heights include 6" gap and even heights include 7" gap. See the Sport and TRU-Comfort back availability chart for stock order back size ranges.

16" High 23" High
 Part: SETHGHT1029 Part: SETHGHT1036
 17" High 24" High
 Part: SETHGHT1030 Part: SETHGHT1037
 18" High 25" High
 Part: SETHGHT1031 Part: SETHGHT1038
 19" High 26" High
 Part: SETHGHT1032 Part: SETHGHT1039
 20" High 27" High
 Part: SETHGHT1033 Part: SETHGHT1040
 21" High 28" High
 Part: SETHGHT1034 Part: SETHGHT1041
 22" High
 Part: SETHGHT1035

Overall Back Height	Tilt or Static Back Width										Recline Back Width									
	18"	19"	20"	21"	22"	24"	26"	28"	30"	32"	18"	19"	20"	21"	22"	24"	26"	28"	30"	32"
16"	ST	ST	ST	S	ST	ST	S	S	S	S	-	-	-	-	-	-	-	-	-	-
17"	ST	ST	ST	S	ST	ST	S	S	S	S	-	-	-	-	-	-	-	-	-	-
18"	ST	ST	ST	S	ST	ST	ST	ST	S	S	-	-	-	-	-	-	-	-	-	-
19"	ST	ST	ST	S	ST	ST	ST	ST	S	S	ST	ST	ST	S	ST	S	S	S	S	S
20"	ST	ST	ST	S	ST	ST	ST	ST	S	S	ST	ST	ST	S	ST	S	S	S	S	S
21"	ST	ST	ST	S	ST	ST	ST	ST	S	S	ST	ST	ST	S	ST	ST	ST	ST	S	S
22"	ST	ST	ST	S	ST	ST	S	S	S	S	ST	ST	ST	S	ST	ST	ST	ST	S	S
23"	ST	ST	ST	S	ST	ST	S	S	S	S	ST	ST	ST	S	ST	ST	ST	ST	S	S
24"	ST	S	ST	S	S	S	S	S	S	S	ST	ST	ST	S	ST	ST	ST	ST	S	S
25"	ST	S	ST	S	S	S	S	S	S	S	ST	ST	ST	S	ST	ST	S	S	S	S
26"	-	-	-	-	-	-	-	-	-	-	ST	ST	ST	S	ST	ST	S	S	S	S
27"	-	-	-	-	-	-	-	-	-	-	ST	S	ST	S	S	S	S	S	S	S
28"	-	-	-	-	-	-	-	-	-	-	ST	S	ST	S	S	S	S	S	S	S

ST Sport Back ST Sport or TRU-Comfort 2 Back

Sport and TRU-Comfort 2 Back Availability Chart

TRU-Balance 3 Seating section continued on following page.

11. TRU-BALANCE 3 SEATING CONTINUED

11.17. Power Tilt Privacy Flap

Optional. A privacy flap is standard with power recline systems. This selection is to add a flap for power tilt only systems.

Privacy Flap, 9.75"\$40 Privacy Flap, 12.75"\$40
 Part: DWR1044E456B Part: DWR1044E456A

12. TRU-BALANCE 3 ARMRESTS

REQUIRED. Select the desired type of armrest below. Please read notes to ensure seating compatibility. Be sure to also select an armrest size and armpad type.

12.1a. TRU-Balance 3 Flip-Back Armrests with Downpost

Choose a left and right armrest, downpost, and set height in the following section. Different left (L) and right (R) armrest height packages are allowed. Not available with Back Cane Option.

Flip-Back, 8"-16"H Armrests \$145 ea.
 L R

Flip-Back Armrest Support

This option will be auto selected with armrest selection above.

TRU-Balance 3 Armrest Downpost (Pair).....\$115 ea.
 Part: See XRef
 Available up to 2" difference between seat and back width via endomorph or mesomorph configuration.

12.1b. Heavy Duty, Removable Armrests

Select a type of HD removable armrests and the set height in the following section. Only one height package is selectable as a normal configuration. Payer coding, coverage, and bundling guidelines may apply.

8"-12"H, Single Post, Height Adjustable,\$130 ea. 10"-14"H, Single Post, Height Adjustable,\$130 ea.
 Removable, Heavy Duty (Sold as pair) Removable, Heavy Duty (Sold as pair)
 Part: See XRef. Part: See XRef.

12.2. Armrest Height

REQUIRED. Set left and right armrest height. Note the available height range in the option description.

1. Left Armrest Height

8" High PTOINDV3535	10" High PTOINDV3537	12" High PTOINDV3539	14" High PTOINDV3541	16" High PTOINDV3543
9" High PTOINDV3536	11" High PTOINDV3538	13" High PTOINDV3540	15" High PTOINDV3542	

2. Right Armrest Height

8" High PTOINDV3450	10" High PTOINDV3452	12" High PTOINDV3454	14" High PTOINDV3456	16" High PTOINDV3458
9" High PTOINDV3451	11" High PTOINDV3453	13" High PTOINDV3455	15" High PTOINDV3457	

12.3. Armrest Size

REQUIRED. Select a left (L) and right (R) armrest size. This also affects armpad selection.

L R 10" Length L part: XRF000057. R part: XRF000123	L R 14" Length L part: XRF000058. R part: XRF000124	L R 17" Length L part: XRF000059. R part: XRF000125 Only available with Flip-Back, 8"-16" H Armrests and straight arm pads.
--	--	--

13. TRU-BALANCE 3 ARMPADS

REQUIRED. Select to omit an armpad selection or select a left and right armpad type. Please note that waterfall and gel armpads may cause interference with the seat back.

No Armpad Selection and/or See Positioning Components Page or Order Form No Charge
 Part: Configuration selection

13.1a. Foam Armpads

L R Straight, Armpad Standard Part: See XRef	L R Waterfall, Armpad No Charge Part: See XRef
---	---

13.1b. Gel Armpads

Sold only in pairs. Armpads are 3" wide. Manufacturer part number for full length is 314G and desk length is 310G.

a. Falcon Gel Armpads for TRU-Balance 3 Armrests

Falcon Gel, Full Length Left and Right \$300 Part: ARM136417 NOT COVERED BY AADL	Falcon Gel, Desk Length Left, Full Length Right..... \$250 Part: ARM136418 NOT COVERED BY AADL
Falcon Gel, Full Length Left, Desk Length Right..... \$250 Part: ARM136426 NOT COVERED BY AADL	Falcon Gel, Desk Length Left and Right \$250 Part: ARM136416 NOT COVERED BY AADL

b. Falcon Gel Armpads for Tube Style Armrests

Falcon Gel, Full Length Left and Right \$300 Part: ARM136438 NOT COVERED BY AADL	Falcon Gel, Desk Length Left, Full Length Right..... \$300 Part: ARM136439 NOT COVERED BY AADL
Falcon Gel, Full Length Left, Desk Length Right..... \$250 Part: ARM136442 NOT COVERED BY AADL	Falcon Gel, Desk Length Left and Right \$250 Part: ARM136437 NOT COVERED BY AADL

14. TRU-BALANCE 3 JOYSTICK BRACKET RECEIVER

REQUIRED.

- Standard Fixed Receiver Standard
Part: ACC123525
- Stealth Height Adjustable Receiver \$194
Tube Arm Part: ST-ARM250C-Q.
Track Arm Part: ST-ARM250T-Q.



15. TRU-BALANCE 3 HEADRESTS

Optional. Select a headrest pad and bracket.

1. Headrest Pads

- Stealth 8" Comfort Plus, Cool Core (CP08CCFPM) \$279
Part: ST-CP08CCFPM-Q. **AADL CODE V081**
- Stealth 10" Comfort Plus, Cool Core (CP10CCFPM)..... \$279
Part: ST-CP10CCFPM-Q. **AADL CODE V081**
- Stealth 14" Comfort Plus, Cool Core (CP14CCFPM)..... \$279
Part: ST-CP14CCFPM-Q. **AADL CODE V081**
- Stealth 6", Comfort Plus, Cool Core (CP06CCFPM) \$279
Part: ST-CP06CCFPM-Q. **AADL CODE V081**

2. Headrest Brackets

- Comfort Plus Headrest Mounting Bracket, UniLink..... \$485
Part: ST-UHB2D33200-Q. **AADL CODE N535**

16. LAP BELTS

REQUIRED. Select a lap belt below.

16.1a. Standard Lap Belts

- | | | | | | |
|-----------------------------------|-----------------------------------|-----------------------------------|-----------------------------------|-----------------------------------|-----------------------------------|
| 38" Lap Belt
Part: ACCBELT1006 | 50" Lap Belt
Part: ACCBELT1000 | 60" Lap Belt
Part: ACCBELT1002 | 70" Lap Belt
Part: ACCBELT1003 | 80" Lap Belt
Part: ACCBELT1004 | 90" Lap Belt
Part: ACCBELT1001 |
|-----------------------------------|-----------------------------------|-----------------------------------|-----------------------------------|-----------------------------------|-----------------------------------|

16.1b. Optional Lap Belts

- Stealth Retractable Lap Belt (IFRB5350).....\$175
Part: ST-IFRB5350 **NOT COVERED BY AADL**
- i-Fit 60" Single Pull, Push Button, Large \$134
Padded (9.5"), 2" Belt (IFPB5314)
Part: ST-IFPB5314-Q **AADL CODE N527**
- i-Fit 60" Single Pull, Push Button, Medium \$134
(7.5") Padded, 1.5" Belt (IFPB5213)
Part: ST-IFPB5213-Q **AADL CODE N527**

17. TRU-BALANCE 3 LEGREST CONTROLS

Optional. Specific power legrest options are selected later in this form. Select the control type here, if power legrests are desired, to assist the selection of the power positioning electronics.

- Independent Legrests (Requires 2 actuator controls)
Part: Configuration selection
- Articulating Foot Platform (Requires 1 Actuator Control)
Part: Configuration selection
- Combined Legrests (Requires 2 actuator control)
Part: Configuration selection

18. TRU-BALANCE 3 POWER POSITIONING ELECTRONICS


REQUIRED with power seating or legrest options.

18.1b. NE+ 6 Key Controls through Joystick

- Actuator Control Through NE+ Joystick No Charge
Part: XRF000065.

18.1c. Q-Logic 3 Controls through Joystick

- Single Actuator Through Q-Logic 3 Controller and Interface (AM)..... No Charge
- 2 Actuators Through Q-Logic 3 Controller and Interface (AM) \$1,250
- 3 Actuators Through Q-Logic 3 Controller and Interface (AM) \$1,500
- Up to 5 Actuators Through Q-Logic 3 Controller and Interface (AAM)..... \$1,675



TRU-Balance 3 power positioning electronics section continued on following page.

18. TRU-BALANCE 3 POWER POSITIONING ELECTRONICS CONTAINER

1. Optional Switch Control

Available with Q-Logic 3 only. 4-Way switches will be mounted to same side of joystick.

- | | | |
|---|--|---|
| 4-Function Push Button.....\$225
Part: CTL123218 NOT COVERED BY AADL
See next section for switch mounting.
Only available with AAM. | 4-Way Toggle.....\$575
Part: ELEASMB5925 NOT COVERED BY AADL
Only available with AAM. | 4-Way Button Toggle.....\$575
Part: ELEASMB5926 NOT COVERED BY AADL
Only available with AAM. |
| iAccess Flat Button.....\$575
Part: CTL144009 NOT COVERED BY AADL
See next section for switch mounting. | iAccess Toggle Button.....\$575
Part: CTL144010 NOT COVERED BY AADL
See next section for switch mounting. | |

18.2. 4-Function Push Button/iAccess Mount

REQUIRED with 4-Function Push Button or iAccess options.

- | | |
|---|---|
| Joystick Mount No Charge
Part: MEC1907500 | Attendant Mount \$35
Part: MEC1906564 NOT COVERED BY AADL |
| Under Arm Mount, Flip-Back Armrest..... No Charge
Part: MEC1906531 | Under Arm Mount, Flip-Back Armrest, plus iAccess Guard \$35
Part: MEC2001400 NOT COVERED BY AADL |
| Under Arm Mount, Tube Style Armrest No Charge
Part: MEC1906530 | Under Arm Mount, Tube Style Armrest, plus iAccess Guard \$35
Part: MEC2001401 NOT COVERED BY AADL |

1. Under Arm Mount Side Selection

- | | |
|--|---|
| Left Side Under Arm Mount
Part: PTOINDV3678 | Right Side Under Arm Mount
Part: PTOINDV3679 |
|--|---|

19. TRU-BALANCE 3 ATTENDANT CONTROL

Optional. *Attendant control will be at no charge when ordered with Tilt and Recline. Mounting bracket is included.

- Attendant Control \$950
Part: XRF000078. **PRIOR APPROVAL FROM AADL REQUIRED**

20. LEGRESTS

Optional. All efforts will be made to accommodate legrest length selection, but minor changes may need to be made to meet shipping guidelines. Some adjustments may be needed upon receipt of the unit. Reference the section's compatibility matrix for legrest interference.

20.1a. Base Mounted Foot Platform

May interfere with seat mounted legrests. Not available with center mount foot platforms.

- | | |
|---|--|
| Base Mounted Foot Platform No Charge
Part: FRMASMB16077 | Omit base mounted foot platform No Charge
Part: PTOINDV3674 |
| Bell Shaped, Base Mounted Foot Platform No Charge
Part: RIGASMB7120041 | |

20.1b. Basic Center Mount Foot Platform

1. Basic Center Mount Foot Platform Assembly

- Basic Center Mount..... \$200
Part: XRF000323

Short	Medium	Long
8"-10"	10"-14"	14"-20"
Basic Center Mount Extension Range		

2. Basic Center Mount Extension and Angle Adjustable Footplates

- | | |
|---|---|
| Short Extension, 5"x9" Footplates
Part: XRF000312. HCPCS: K0040 | Long Extension, 5"x9" Footplates
Part: XRF000314. HCPCS: K0040 |
| Medium Extension, 5"x9" Footplates
Part: XRF000313. HCPCS: K0040 | |

3. Basic Center Mount Calf Pads

- | | |
|--|--|
| Small Calf Pads, Basic Center Mount..... \$210
Part: RIG2104369 | Large Calf Pads, Basic Center Mount \$210
Part: RIG2202997
Only available with Long Extension. |
|--|--|

4. Basic Center Mount Additional Accessory

- Basic Center Mount Footplate Connector \$55
Part: RIG2104240

20.1c. Center Mount Foot Platform

If power articulating foot platform is selected, be sure power legrest control has been selected in earlier section. Select legrest length in following section.

1. Center Mount Foot Platform Type

- | | |
|---|---|
| Power Articulating Foot Platform \$3,145
Part: PTOINDV3754. NOT COVERED BY AADL | Quick Adjustable Center Mount Foot Platform..... \$265
Part: XRF000311. HCPCS: K0040 |
|---|---|

2. Extension and Angle Adjustable Footplates

Pediatric extensions are not compatible with Power Articulating Foot Platform.

- | | | |
|--|--|--|
| Pediatric Extension, 5"x6" Footplates
Part: RIG152577 | Medium Extension, 5"x8" Footplates
Part: RIG150203 | Long Extension, 5"x8" Footplates
Part: RIG151506 |
| Pediatric Extension, 5"x8" Footplates
Part: RIG152578 | Medium Extension, 5"x11" Footplates
Part: RIG150212 | Long Extension, 5"x11" Footplates
Part: RIG151508 |
| Medium Extension, 5"x6" Footplates
Part: RIG150206 | Long Extension, 5"x6" Footplates
Part: RIG151505 | |

20. LEGRESTS CONTINUED

3a. Center Mount Calf Pads

Calf pads are standard with a power articulating foot platform.

- Small Calf Pads, AFP Only, 6"Wx6"H (pair) Standard
Part: RIGASMB7120018
- Small Calf Pads, Manually Adjustable Center Mount Only, \$210
6"Wx6"H (pair)
Part: XRF000156

- Large Calf Pads, AFP Only, 8" taper to 6"Wx8"H (pair) ... No Charge
Part: RIGASMB7120019
- Large Calf Pads, Manually Adjustable Center Mount Only, \$210
8" taper to 6"Wx8"H (pair)
Part: XRF000157

3b. Center Mount Calf Panel

Calf pads are standard with a power articulating foot platform.

- Small Calf Panel 18"Wx8"H..... \$210
Part: FRMASMB7110012

- Large Calf Panel 24"Wx8"H \$265
Part: RIG123824
Only available on widths of 20" or greater.

4. Center Mount Modular Footplate Extension Components

Optional. Assembly required. May require seating configuration adjustments to avoid front caster interference.

- Width Extension for 8"D Footplates \$55
Part: RIG152517
- Width Extension for 11"D Footplates \$55
Part: RIG152518
- 2" Bell-Shaped Length Extension \$55
Part: RIG152519
Not compatible with width extensions. Can be used with 6" outside edge with 11" footplates.

- 4" Outside Edge (pair) \$55
Part: RIG152510
Only available with 6"D footplates and 8"D footplate extension.
- 6" Outside Edge (pair) \$55
Part: RIG152516
Available with 8"D and 11"D footplates and 11"D footplate extension.

5. Center Mount Additional Accessories

- Small Reversed Dartex Calf Pad Cover (pair) \$150
Part: RIG133717 **NOT COVERED BY AADL**
- Large Reversed Dartex Calf Pad Cover (pair) \$150
Part: RIG133719 **NOT COVERED BY AADL**
- Small Reversed Dartex Panel Cover (pair)..... \$150
Part: RIG134673 **NOT COVERED BY AADL**
- Large Reversed Dartex Panel Cover (pair) \$150
Part: RIG134744 **NOT COVERED BY AADL**
- Small Foam Calf Pad Cover (pair)..... \$150
Part: ST-CSCS0775-Q **NOT COVERED BY AADL**
- Large Foam Calf Pad Cover (pair) \$150
Part: ST-CSCS0985-Q **NOT COVERED BY AADL**

- Small Foam Panel Cover (pair) \$150
Part: ST-CSCP0920-Q **NOT COVERED BY AADL**
- Large Foam Panel Cover (pair)..... \$150
Part: ST-CSCP0927-Q **NOT COVERED BY AADL**
- Footplate Connector \$55
Part: RIGASMB7120023 **NOT COVERED BY AADL**
- Footplate Riser \$150
Part: XRF000348 **NOT COVERED BY AADL**
Not available with Long Extension. Select legrest length between 2" to 9" at 1" increments.

6. Stealth Gel Footplate Covers

- 5"x8" Tapered Gel Footplate Covers \$346
Part: ST-FPG5008T-Q. HCPCS: K0108 **NOT COVERED BY AADL**
- 5"x11" Tapered Gel Footplate Covers..... \$346
Part: ST-FPG5011T-Q. HCPCS: K0108 **NOT COVERED BY AADL**

- 5"x8" Tapered Gel Footplate Covers for Width Extension \$346
Part: ST-FPG6508T-Q. HCPCS: K0108 **NOT COVERED BY AADL**
- 5"x11" Tapered Gel Footplate Cover for Width Extension \$346
Part: ST-FPG7011T-Q. HCPCS: K0108 **NOT COVERED BY AADL**

20. LEGRESTS CONTINUED

20.2. Heavy Duty, Drop-In, Swing-Away Legrests

Select a configuration, a legrest with extension, and type of footplate. Pair (P), left (L), and right (R) configurations are selected by checking the appropriate boxes.

1. Drop-In Legrest Selection

<input type="checkbox"/> P <input type="checkbox"/> L <input type="checkbox"/> R	70° HD Drop-in with 12"-14.5" \$222.50 ea. Length Lower Extension Pair part: FRMASMB4762. Left: RIG137706. Right: RIG137707	<input type="checkbox"/> P <input type="checkbox"/> L <input type="checkbox"/> R	70° HD Drop-in with 14.5-18" \$222.50 ea./ Length Lower Extension Pair part: FRMASMB4853. Left: RIG137708. Right: RIG137709
--	---	--	---

2. Angle Adjustable Footplate(s) with Heel Loops

<input type="checkbox"/> P <input type="checkbox"/> L <input type="checkbox"/> R	6"Wx8"D ¹ \$87.50 ea. Pair part: FRMASMB4738. Left: RIG137793. Right: RIG137795.	<input type="checkbox"/> P <input type="checkbox"/> L <input type="checkbox"/> R	8"Wx11"D ² \$87.50 ea. Pair part: FRMASMB4744. Left: RIG137708. Right: RIG137709. May cause interference on seat widths less than 20".
<input type="checkbox"/> P <input type="checkbox"/> L <input type="checkbox"/> R	6"Wx11"D ¹ \$87.50 ea. Pair part: FRMASMB4741. Left: RIG137796. Right: RIG137797. May cause interference on seat widths less than 18".		

3. Accessories

<input type="checkbox"/> P <input type="checkbox"/> L <input type="checkbox"/> R	Wheel Bumper(s) \$12.50 ea. Pair part: WHLASMB1578. Left part: WHL169510. Right part: WHL169511
--	--

20.3. Heavy Duty, Elevating Legrests

Select a configuration, a legrest with extension, and type of footplate. Pair (P), left (L), and right (R) configurations are selected by checking the appropriate boxes.

1. Heavy Duty, Elevating Legrest Selection

<input type="checkbox"/> P <input type="checkbox"/> L <input type="checkbox"/> R	Heavy Duty, Elevating Legrest(s) with Calf Pad(s)..... \$275 ea. Pair part: FRMASMB6702. Left: FRMASMB8444. Right: FRMASMB8445.
--	--

2. Lower Extension

<input type="checkbox"/> P <input type="checkbox"/> L <input type="checkbox"/> R	11"-14" Length Part: FRMASMB4755. Left: RIG138026. Right: RIG138030 For reinforced footplates only.	<input type="checkbox"/> P <input type="checkbox"/> L <input type="checkbox"/> R	14"-17" Length Part: FRMASMB4756. Left: RIG138033. Right: RIG138035 For reinforced footplates only.
<input type="checkbox"/> P <input type="checkbox"/> L <input type="checkbox"/> R	12"-14.5" Length Part: FRMASMB4752. Left: FRMASMB5391. Right: FRMASMB4723 For angle adjustable footplates only.	<input type="checkbox"/> P <input type="checkbox"/> L <input type="checkbox"/> R	14.5"-18" Length Part: FRMASMB4753. Left: FRMASMB4724. Right: FRMASMB5392 For angle adjustable footplates only.

3. Reinforced Footplates(s)

<input type="checkbox"/> P <input type="checkbox"/> L <input type="checkbox"/> R	7.25"Wx6"D Extruded Footplate..... Standard Part pair: FRMASMB4748. Left: RIG138055. Right: RIG138056	<input type="checkbox"/> P <input type="checkbox"/> L <input type="checkbox"/> R	8.5"Wx6"D Extruded Footplate Standard Part pair: FRMASMB4747. Left: RIG138060. Right: RIG138062
--	---	--	---

4. Angle Adjustable Footplates(s) with Heel Loops

<input type="checkbox"/> P <input type="checkbox"/> L <input type="checkbox"/> R	6"Wx8"D \$87.50 ea. Pair part: FRMASMB4738. Left: RIG137793. Right: RIG137795.	<input type="checkbox"/> P <input type="checkbox"/> L <input type="checkbox"/> R	8"Wx11"D \$87.50 ea. Pair part: FRMASMB4744. Left: RIG137798. Right: RIG137799. May cause interference with seat widths less than 20"
<input type="checkbox"/> P <input type="checkbox"/> L <input type="checkbox"/> R	6"Wx11"D \$87.50 ea. Pair part: FRMASMB4741. Left: RIG137796. Right: RIG137797.		

21. SET LEGREST LENGTH

REQUIRED with matching left and right legrest configuration. All efforts will be made to accommodate legrest length selection, but minor changes may need to be made to meet shipping guidelines. Some adjustments may be needed upon receipt of the unit. Non-matching or individual legrest configurations lengths are not set by the manufacturer.

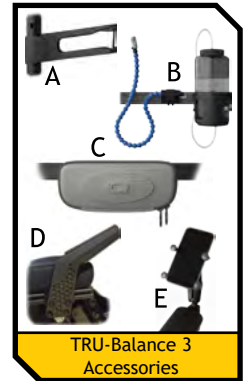
8" L (#3472)	9" L (#3474)	10" L (#3476)	11" L (#3478)	12" L (#3480)	13" L (#3482)	14" L (#3484)	15" L (#3486)	16" L (#3488)	17" L (#3490)
8.5" L (#3473)	9.5" L (#3475)	10.5" L (#3477)	11.5" L (#3479)	12.5" L (#3481)	13.5" L (#3483)	14.5" L (#3485)	15.5" L (#3487)	16.5" L (#3489)	

22. ACCESSORIES

Optional. Multiple accessories can be mounted along the various tracks but some interference may occur. Accessories may need to be mounted by the provider.

- TRU-Balance 3 Cane/Crutch Holder \$205
Part: ACC152515 **NOT COVERED BY AADL**
- Quantum Backpack \$65
Part: ACC1905853 **NOT COVERED BY AADL**
- TRU-Balance 3 Transfer Bar (Pair) (D) \$305
Part: ACC147773 **NOT COVERED BY AADL**
Not available with Heavy Duty armrests.
- TRU-Balance 3 Cup Holder \$20
Part: ACC125003 **NOT COVERED BY AADL**
For use with TRU-Balance 3 (track style) armrests.
- Cup Holder (Tube-style Armrest) \$20
Part: ACCASMB2634 **NOT COVERED BY AADL**
For use with tube-style armrests.
- TRU-Balance 3 Personal Item Hook \$20
Part: ACC125008 **NOT COVERED BY AADL**
Not available with back cane option.
- TRU-Balance 3 Reflector Kit \$35
Part: ACC124670 **NOT COVERED BY AADL**
- TRU-Balance 3 Backpack Holder (Pair) (A) \$42
Part: ACC147774 **NOT COVERED BY AADL**
Not available with back cane option.
- TRU-Balance 3 Front Mounted \$95
Cell Phone/ Media Holder, X-Grip (E)
Part: ACC155835 **NOT COVERED BY AADL**
Not available with Heavy Duty armrests.
- TRU-Balance 3 Rear View Mirror \$35
Part: ACC155833 **NOT COVERED BY AADL**
Not available with Heavy Duty armrests.
- TRU-Balance 3 Oxygen Holder \$110
Part: ACC125006. **NOT COVERED BY AADL**

- TRU-Balance 3 Clothing Guard (Pair) \$275
Part: ACC125007 **NOT COVERED BY AADL**
Not available with Heavy Duty armrests.
- TRU-Balance 3 Glove Box (C) \$85
Part: ACC125011 **NOT COVERED BY AADL**
- Stealth Large Tablet Holder \$565
Part: ACC141818 **NOT COVERED BY AADL**
Not available with Heavy Duty armrests.
- Trilogy Vent Tray \$420
Part: ACC136791. **NOT COVERED BY AADL**
- Compact Vent Tray \$1,495
Part: ACC133889. **NOT COVERED BY AADL**
- Push Handles (pair) \$140
Part: ACC147772 **NOT COVERED BY AADL**
Not available with oxygen holder, back cane option, or vent tray. Required with attendant manual recline.
- Accessory Bar \$90
Part: MEC125098 **NOT COVERED BY AADL**
Horizontal rail attached to rear of seat. Standard with the Trilogy vent tray and oxygen holder.
- Large, Black, Weather Cover \$240
Part: ACCCOVR1021 **NOT COVERED BY AADL**
- Q-Logic EX/NE Programmer \$625
Part: ELEASMB6976 **NOT COVERED BY AADL**



24. ALTERNATIVE CONTROLS AND ELECTRONICS

Optional. Select a type of specialty controls below. More options are available on the [Alternative Controls and Electronics order form](#).

24.1. Enhanced Display

- Q-Logic 3 Enhanced Display Kit \$2,045
Part: CTL167726
Select a color option below. Includes enhanced display, flexible gooseneck and mounting bracket. Features: 3.5" LCD display; up to 5 profiles to control drive, seat, and auxiliary functions; Bluetooth connectivity for mobile devices and mouse emulation; integrated single switch scanner; IR controls.



Q-Logic 3 Enhanced Display Shroud

Required with Q-Logic 3 Enhanced Display selection above. Reference colors shown on page 2.

Black, Soft Touch No Charge Part: DGN137728	Non-matching Shroud No Charge Select color below	Match Shroud to Base Color Standard Part: See color below		
Red Corvette Part: DGN137729-PRD1	Back in Black Part: DGN137729-PBK1	Pretty in Pink Part: DGN137729-PPK3	Deep Purple Part: DGN137729-PPR5	Midnight Blue Part: DGN137729-PBU10
Electric Blue Part: DGN137729-PBU9	Night Train Part: DGN137729-PBK3	Evolution Orange Part: DGN137729-POR7	Grey Street Part: DGN137729-PSL3	Green Machine Part: DGN137729-PGN11

Alternative controls and electronics section continued on following page.

24. ALTERNATIVE CONTROLS AND ELECTRONICS CONTINUED

24.2. SCIM Module

Optional.

SCIM Module for Q-Logic 3 \$850

Part: CTL168055 **AADL CODE W100**

Allows use of joystick display for specialty devices. Available with Q-Logic 3 EX Joystick selection above. Up to 5 profiles to control drive, seat, and auxiliary functions, excluding sip-n-puff and single switch functions. A switch is required to operate the input device attached to the SCIM module.



24.3. Q-Logic 3 SAJ

Q-Logic 3 EX SAJ \$850

Part: CTL143980 **AADL CODE W100**

Must be used in conjunction with Enhanced Display or Q-Logic 3 Joystick.



24.4. Head Array

Adult, i-Drive Tri-Array Series, 3-Switch \$7,406
Head Array (IDHBT200)

Part: ST-IDHBT200-U-Q. **AADL CODE W100**

Features bluetooth, head support, 3 non-proportional proximity sensors for drive control, an egg switch for reset mode change, and i-Drive smart box.

Adult, i-Drive Pro Series Head Array \$7,486
(IDHBT300-1) **AADL CODE W100**

Part: ST-IDHBT300-U-Q

Features bluetooth, head support with occipital pad and 2 swing-away spot pads for left and right side, 3 non-proportional proximity sensors, an egg switch for reset mode change, and i-Drive smart box.



24.5. Sip and Puff Drive

1. Sip and Puff Module

Sip and Puff Module for Q-Logic 3 \$1,695

Part: CTL168056 ADP: WEX5 **AADL CODE W100**

Includes module and mounting hardware.

2. Sip and Puff Straw and Mount

Stealth Sip and Puff for Stealth i-Drive, \$410
Head Array (SP625-U)

Part: ST-SP625-U-Q. **AADL CODE W100**

Includes straw and mounting hardware. Use with Stealth i-Drive Head Arrays.



24.6. Egg Switches

Red Egg Switch (ESRED) \$116

Part: SWTMCRO1077 **AADL CODE W100**

Blue Egg Switch (ESBLU) \$116

Part: SWTMCRO1079 **AADL CODE W100**

Black Egg Switch (ESBLK) \$116

Part: SWTMCRO1081 **AADL CODE W100**

QTY

Green Egg Switch (ESGRN) \$116

Part: SWTMCRO1078 **AADL CODE W100**

Yellow Egg Switch (ESYEL) \$116

Part: SWTMCRO1080 **AADL CODE W100**

QTY



24.7. Switch Adapter

2 to 1 Switch Adapter \$135

Part: DWR1361H037 **AADL CODE W100**

Connects 2 single switches to a stereo jack to act as a dual switch.

24.8. Environmental Controls

Q-Logic 3 ECU Module Kit \$1,780

Part: CTL168057 **AADL CODE W100**

24.9. USB Mobile Device Charger

USB Mobile Device Charger \$185

Part: ELE168069 **NOT COVERED BY AADL**

Can charge 1 device. A multiplier harness is required and must be added when a Static Seat or Power Tilt Only seating system is chosen. The selection of more than 3 modules requires an additional multiplier.



26. TRU-BALANCE 3 MULTIPLIER HARNESS

REQUIRED. Multiple controllers or power accessories may require an additional multiplier harness or special order. Reference the chart below to determine the appropriate selection. The rows refer to the total amount of arm mounted devices and the columns refer to the total amount of back mounted devices. The online order configurator will automatically make this selection under specialty controls.

No Additional Multiplier (NA)..... No Charge
 Part: Configuration selection

Secondary Multiplier (SM)..... \$250
 Part: HAR144004

Special Order Configuration (SOF)
 Part: Configuration selection

Arm Mounts	Joystick (Hand Control)		1 Arm	2 Arm	3 Arm	4+ Arm
	Enhanced Display	0 Back	NA	SM	SM	SOF
	iAccess	1 Back	NA	SM	SM	SOF
	USB Charger	2 Back	SM	SM	SM	SOF
	SAJ	3+ Back	SOF	SOF	SOF	SOF

Power Positioning Chart

Back Mounts	Attendant Control		1 Arm	2 Arm	3 Arm	4+ Arm
	SCIM	0 Back	NA	SM	SOF	SOF
	Sip n Puff	1 Back	NA	SM	SOF	SOF
	ECU	2 Back	SM	SM	SOF	SOF
		3+ Back	SOF	SOF	SOF	SOF

Static Seat Chart

NA No additional Multiplier
SM Secondary Multiplier
SOF Special Order Required

Q-Logic 3 Multiplier Charts