



Discount is 10%

ALBERTA AADL ORDER FORM

XL RF

HEAVY-DUTY FOLDING WHEELCHAIR

AADL MSRP
PRICE ONLY

SEND



AADL# W849 HD
Effective October 1, 2024



MEDmobility

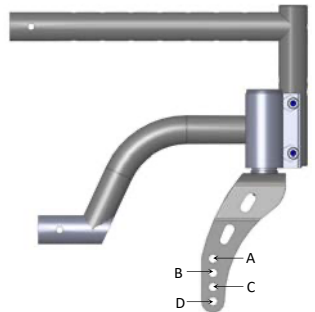
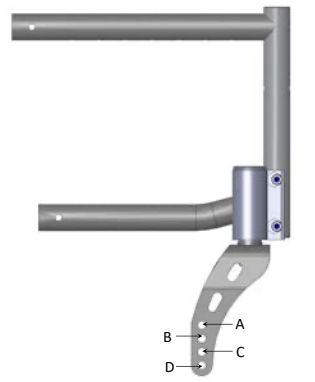

5711- 104 St, Edmonton AB. T6H 2K1
P: 780-437-3300 • Fax: 780-430-9381
AADL Vendor: 0000612578-001
www.medmobility.ca • www.mmrehab.ca

<input type="checkbox"/> Price Specification <input type="checkbox"/> Technical Specification	➔	Order confirmation by email	Yes <input type="checkbox"/>	No <input type="checkbox"/>
		Subscribe to Physipro™ newsletter	Yes <input type="checkbox"/>	No <input type="checkbox"/>
		Factory installation of postural aids	Yes <input type="checkbox"/>	No <input type="checkbox"/>

XL RF - HEAVY DUTY WHEELCHAIR							
PRODUCT	DESCRIPTION			CODE	PRICE	CHOICE	
XL RF HD	Folding manual wheelchair with double crossbar. For seat widths between 16" and 24". Maximum load capacity of 350 lbs. Recommended for bariatric users or for users that may have involuntary muscle spasms.			CRASH TEST CERTIFIED /OCCUPIED	XLRF-01	\$2385	<input type="checkbox"/>
➔	Please select the desired frame color.			Glossy Black	<input type="checkbox"/>	Secure Blue	<input type="checkbox"/>
SEAT STRUCTURE							
Effective Seat Width	16" <input type="checkbox"/>	17" <input type="checkbox"/>	18" <input type="checkbox"/>		XL-	N/C	←
	19" <input type="checkbox"/>	20" <input type="checkbox"/>	21" <input type="checkbox"/>	22" <input type="checkbox"/>		\$275	
	23" <input type="checkbox"/>	24" <input type="checkbox"/>			W111		
Effective Seat Depth	14" <input type="checkbox"/>	15" <input type="checkbox"/>	16" <input type="checkbox"/>	17" <input type="checkbox"/>	18" <input type="checkbox"/>	N/C	←
	19" <input type="checkbox"/>	20" <input type="checkbox"/>	21" <input type="checkbox"/>	22" <input type="checkbox"/>	W111	\$165	
SEAT BASE OPTION							
Sling Seat	Tension adjustable nylon sling seat with two 2-inch Velcro « Hook » bands				S1520-... S1525-...	N/C	<input type="checkbox"/>

Notes :

FRONT SEAT-TO-FLOOR HEIGHT TABLES (according to the type of wheelchair frame and forks)

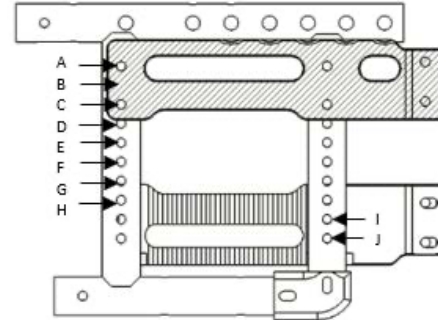
XL RF (HD) STANDARD CROSS BRACE	XL RF (HD) INTEGRATED CROSS BRACE																																																													
<p>Hemi Frame—Short Fork</p> <table border="1" style="width: 100%; border-collapse: collapse; text-align: center;"> <thead> <tr> <th></th> <th colspan="4">CASTER WHEEL DIAMETER</th> </tr> <tr> <th>POSITION</th> <th>5</th> <th>6</th> <th>7</th> <th>8</th> </tr> </thead> <tbody> <tr> <td>A</td> <td colspan="4" style="background-color: black;"></td> </tr> <tr> <td>B</td> <td>13 □</td> <td>13 ½ □</td> <td colspan="2" style="background-color: black;"></td> </tr> <tr> <td>C</td> <td>13 ½ □</td> <td>14 □</td> <td>14 ½ □</td> <td style="background-color: black;"></td> </tr> <tr> <td>D</td> <td>14 □</td> <td>14 ½ □</td> <td>15 □</td> <td>15 ½ □</td> </tr> </tbody> </table>		CASTER WHEEL DIAMETER				POSITION	5	6	7	8	A					B	13 □	13 ½ □			C	13 ½ □	14 □	14 ½ □		D	14 □	14 ½ □	15 □	15 ½ □	<p>Hemi Frame—Short Fork</p> <table border="1" style="width: 100%; border-collapse: collapse; text-align: center;"> <thead> <tr> <th></th> <th colspan="4">CASTER WHEEL DIAMETER</th> </tr> <tr> <th>POSITION</th> <th>5</th> <th>6</th> <th>7</th> <th>8</th> </tr> </thead> <tbody> <tr> <td>A</td> <td colspan="4" style="background-color: black;"></td> </tr> <tr> <td>B</td> <td>11 ½ □</td> <td>12 □</td> <td colspan="2" style="background-color: black;"></td> </tr> <tr> <td>C</td> <td>12 □</td> <td>12 ½ □</td> <td>13 □</td> <td style="background-color: black;"></td> </tr> <tr> <td>D</td> <td>12 ½ □</td> <td>13 □</td> <td>13 ½ □</td> <td>14 □</td> </tr> </tbody> </table>		CASTER WHEEL DIAMETER				POSITION	5	6	7	8	A					B	11 ½ □	12 □			C	12 □	12 ½ □	13 □		D	12 ½ □	13 □	13 ½ □	14 □	
	CASTER WHEEL DIAMETER																																																													
POSITION	5	6	7	8																																																										
A																																																														
B	13 □	13 ½ □																																																												
C	13 ½ □	14 □	14 ½ □																																																											
D	14 □	14 ½ □	15 □	15 ½ □																																																										
	CASTER WHEEL DIAMETER																																																													
POSITION	5	6	7	8																																																										
A																																																														
B	11 ½ □	12 □																																																												
C	12 □	12 ½ □	13 □																																																											
D	12 ½ □	13 □	13 ½ □	14 □																																																										
<p>Standard Frame—Short Fork</p> <table border="1" style="width: 100%; border-collapse: collapse; text-align: center;"> <thead> <tr> <th></th> <th colspan="4">CASTER WHEEL DIAMETER</th> </tr> <tr> <th>POSITION</th> <th>5</th> <th>6</th> <th>7</th> <th>8</th> </tr> </thead> <tbody> <tr> <td>A</td> <td>15 ½ □</td> <td colspan="3" style="background-color: black;"></td> </tr> <tr> <td>B</td> <td>16 □</td> <td>16 ½ □</td> <td colspan="2" style="background-color: black;"></td> </tr> <tr> <td>C</td> <td>16 ½ □</td> <td>17 □</td> <td>17 ½ □</td> <td style="background-color: black;"></td> </tr> <tr> <td>D</td> <td>17 □</td> <td>17 ½ □</td> <td>18 □</td> <td>18 ½ □</td> </tr> </tbody> </table>		CASTER WHEEL DIAMETER				POSITION	5	6	7	8	A	15 ½ □				B	16 □	16 ½ □			C	16 ½ □	17 □	17 ½ □		D	17 □	17 ½ □	18 □	18 ½ □	<p>Standard Frame—Short Fork</p> <table border="1" style="width: 100%; border-collapse: collapse; text-align: center;"> <thead> <tr> <th></th> <th colspan="4">CASTER WHEEL DIAMETER</th> </tr> <tr> <th>POSITION</th> <th>5</th> <th>6</th> <th>7</th> <th>8</th> </tr> </thead> <tbody> <tr> <td>A</td> <td>14 □</td> <td colspan="3" style="background-color: black;"></td> </tr> <tr> <td>B</td> <td>14 ½ □</td> <td>15 □</td> <td colspan="2" style="background-color: black;"></td> </tr> <tr> <td>C</td> <td>15 □</td> <td>15 ½ □</td> <td>16 □</td> <td style="background-color: black;"></td> </tr> <tr> <td>D</td> <td>15 ½ □</td> <td>16 □</td> <td>16 ½ □</td> <td>17 □</td> </tr> </tbody> </table>		CASTER WHEEL DIAMETER				POSITION	5	6	7	8	A	14 □				B	14 ½ □	15 □			C	15 □	15 ½ □	16 □		D	15 ½ □	16 □	16 ½ □	17 □	
	CASTER WHEEL DIAMETER																																																													
POSITION	5	6	7	8																																																										
A	15 ½ □																																																													
B	16 □	16 ½ □																																																												
C	16 ½ □	17 □	17 ½ □																																																											
D	17 □	17 ½ □	18 □	18 ½ □																																																										
	CASTER WHEEL DIAMETER																																																													
POSITION	5	6	7	8																																																										
A	14 □																																																													
B	14 ½ □	15 □																																																												
C	15 □	15 ½ □	16 □																																																											
D	15 ½ □	16 □	16 ½ □	17 □																																																										
<p>Standard Frame—Long Fork</p> <table border="1" style="width: 100%; border-collapse: collapse; text-align: center;"> <thead> <tr> <th></th> <th colspan="4">CASTER WHEEL DIAMETER</th> </tr> <tr> <th>POSITION</th> <th>5</th> <th>6</th> <th>7</th> <th>8</th> </tr> </thead> <tbody> <tr> <td>A</td> <td>18 □</td> <td>18 ½ □</td> <td>19 □</td> <td>19 ½ □</td> </tr> <tr> <td>B</td> <td>18 ½ □</td> <td>19 □</td> <td>19 ½ □</td> <td>20 □</td> </tr> <tr> <td>C</td> <td>19 □</td> <td>19 ½ □</td> <td>20 □</td> <td>20 ½ □</td> </tr> <tr> <td>D</td> <td>19 ½ □</td> <td>20 □</td> <td>20 ½ □</td> <td>21 □</td> </tr> </tbody> </table>		CASTER WHEEL DIAMETER				POSITION	5	6	7	8	A	18 □	18 ½ □	19 □	19 ½ □	B	18 ½ □	19 □	19 ½ □	20 □	C	19 □	19 ½ □	20 □	20 ½ □	D	19 ½ □	20 □	20 ½ □	21 □	<p>Standard Frame—Long Fork</p> <table border="1" style="width: 100%; border-collapse: collapse; text-align: center;"> <thead> <tr> <th></th> <th colspan="4">CASTER WHEEL DIAMETER</th> </tr> <tr> <th>POSITION</th> <th>5</th> <th>6</th> <th>7</th> <th>8</th> </tr> </thead> <tbody> <tr> <td>A</td> <td>16 ½ □</td> <td>17 □</td> <td>17 ½ □</td> <td>18 □</td> </tr> <tr> <td>B</td> <td>17 □</td> <td>17 ½ □</td> <td>18 □</td> <td>18 ½ □</td> </tr> <tr> <td>C</td> <td>17 ½ □</td> <td>18 □</td> <td>18 ½ □</td> <td>19 □</td> </tr> <tr> <td>D</td> <td>18 □</td> <td>18 ½ □</td> <td>19 □</td> <td>19 ½ □</td> </tr> </tbody> </table>		CASTER WHEEL DIAMETER				POSITION	5	6	7	8	A	16 ½ □	17 □	17 ½ □	18 □	B	17 □	17 ½ □	18 □	18 ½ □	C	17 ½ □	18 □	18 ½ □	19 □	D	18 □	18 ½ □	19 □	19 ½ □	
	CASTER WHEEL DIAMETER																																																													
POSITION	5	6	7	8																																																										
A	18 □	18 ½ □	19 □	19 ½ □																																																										
B	18 ½ □	19 □	19 ½ □	20 □																																																										
C	19 □	19 ½ □	20 □	20 ½ □																																																										
D	19 ½ □	20 □	20 ½ □	21 □																																																										
	CASTER WHEEL DIAMETER																																																													
POSITION	5	6	7	8																																																										
A	16 ½ □	17 □	17 ½ □	18 □																																																										
B	17 □	17 ½ □	18 □	18 ½ □																																																										
C	17 ½ □	18 □	18 ½ □	19 □																																																										
D	18 □	18 ½ □	19 □	19 ½ □																																																										

CASTER WHEELS					
Note	Please ensure the selected caster wheel corresponds with the selection made in the front seat-to-floor height tables.				
PRODUCT	DESCRIPTION		CODE	PRICE	CHOICE
Caster forks	Height-adjustable caster forks		XL92	N/C	■
Caster Wheels	Polyurethane	5" x 1 ½" □ 6" x 1 ½" □ 8" x 1 ½" □	WHUN-	N/C	←
		8" x 1 ¼" □			
	Pneumatic	5" x 1" □ 6" x 1" □ 7" x 1" □		\$100 Pair	
		6" x 1 ¼" □ 8" x 1 ¼" □		\$125 Pair	

REAR SEAT-TO-FLOOR HEIGHT INFORMATION TABLES

The XL RF (HD) offers 10 seat-to-floor height adjustment positions by increments of ½".

The following tables indicate the position needed to obtain the desired seat-to-floor height, according to the chosen propulsion wheel diameter.



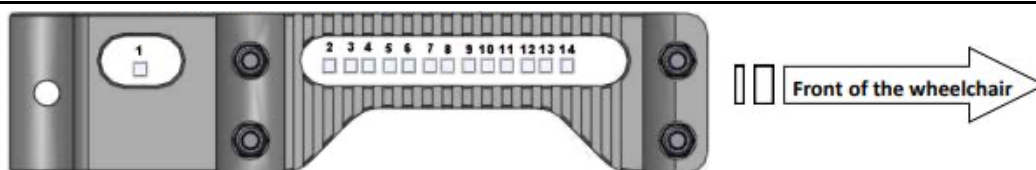
XL RF (HD)	Standard Cross Brace			XL RF (HD)	Integrated Cross Brace		
	Propulsion Wheel Diameter				Propulsion Wheel Diameter		
	20"	22"	24"		20"	22"	24"
A	13" <input type="checkbox"/>	14" <input type="checkbox"/>	15" <input type="checkbox"/>	A	11 ½" <input type="checkbox"/>	12 ½" <input type="checkbox"/>	13 ½" <input type="checkbox"/>
B	13 ½" <input type="checkbox"/>	14 ½" <input type="checkbox"/>	15 ½" <input type="checkbox"/>	B	12" <input type="checkbox"/>	13" <input type="checkbox"/>	14" <input type="checkbox"/>
C	14" <input type="checkbox"/>	15" <input type="checkbox"/>	16" <input type="checkbox"/>	C	12 ½" <input type="checkbox"/>	13 ½" <input type="checkbox"/>	14 ½" <input type="checkbox"/>
D	14 ½" <input type="checkbox"/>	15 ½" <input type="checkbox"/>	16 ½" <input type="checkbox"/>	D	13" <input type="checkbox"/>	14" <input type="checkbox"/>	15" <input type="checkbox"/>
E	15" <input type="checkbox"/>	16" <input type="checkbox"/>	17" <input type="checkbox"/>	E	13 ½" <input type="checkbox"/>	14½" <input type="checkbox"/>	15 ½" <input type="checkbox"/>
F	15 ½" <input type="checkbox"/>	16 ½" <input type="checkbox"/>	17 ½" <input type="checkbox"/>	F	14" <input type="checkbox"/>	15" <input type="checkbox"/>	16" <input type="checkbox"/>
G	16" <input type="checkbox"/>	17" <input type="checkbox"/>	18" <input type="checkbox"/>	G	14 ½" <input type="checkbox"/>	15 ½" <input type="checkbox"/>	16 ½" <input type="checkbox"/>
H	16 ½" <input type="checkbox"/>	17 ½" <input type="checkbox"/>	18 ½" <input type="checkbox"/>	H	15" <input type="checkbox"/>	16" <input type="checkbox"/>	17" <input type="checkbox"/>
I	17" <input type="checkbox"/>	18" <input type="checkbox"/>	19" <input type="checkbox"/>	I	15 ½" <input type="checkbox"/>	16 ½" <input type="checkbox"/>	17 ½" <input type="checkbox"/>
J	17 ½" <input type="checkbox"/>	18 ½" <input type="checkbox"/>	19 ½" <input type="checkbox"/>	J	16" <input type="checkbox"/>	17" <input type="checkbox"/>	18" <input type="checkbox"/>

Note These measurements are for reference only. They may vary depending on the propulsion wheel diameter, seat angle and position of the axle mounting plate.

PROPULSION WHEEL POSITION


Note Position #5 and above are incompatible with a 24" propulsion wheel and a depth of 16".













Please specify the desired position: _____



PROPULSION WHEELS									
Note	Please ensure the selected propulsion wheel diameter corresponds with the selection made in the rear seat-to-floor height tables.								
PRODUCT	DESCRIPTION					CODE	PRICE	CHOICE	
Rims	Mag Wheel					NX52MA	N/C	<input checked="" type="checkbox"/>	
Tires	Diameter	20" <input type="checkbox"/>	22" <input type="checkbox"/>	24" <input type="checkbox"/>		-	-	<input checked="" type="checkbox"/>	
	Polyurethane					NX53UR	N/C	<input type="checkbox"/>	
	Standard pressure					NX53SP	N/C	<input type="checkbox"/>	
Handrims	Aluminium					NX44	N/C	<input type="checkbox"/>	
	Plastic Coated					NX45	\$130 Pair	<input type="checkbox"/>	
	Anti-slip					XL85	\$305 Pair	<input type="checkbox"/>	
	Vertical Projection					XL84	\$305 Pair	<input type="checkbox"/>	
	½-inch closer adjustment (Reduce overall width by 1")					-	N/C	<input type="checkbox"/>	
	Omit (Reduce overall width by 1 ½")					-	N/C	<input type="checkbox"/>	
Axles	Threaded Axles					XL47	N/C	<input type="checkbox"/>	
	Quick-release Axles					XL48	N/C	<input type="checkbox"/>	
	Extension plates for amputee (integrated to mounting plate)					XL76	\$89 Pair	<input type="checkbox"/>	
ONE ARM DRIVE MECHANISM									
Note	The One Arm Drive Mechanism can be assembled with spoke wheels only. Mag wheels are not compatible with this mechanism.								
One Arm Drive Mechanism	One-Arm Propulsion Mechanism Left <input type="checkbox"/> Right <input type="checkbox"/>					XL68	\$1100 W104	<input checked="" type="checkbox"/>	
WHEEL LOCKS									
Wheel Locks	Push-to-lock					XL29	N/C	<input type="checkbox"/>	
	Pull-to-lock					XL55	N/C	<input type="checkbox"/>	
	One-Arm wheel lock Left <input type="checkbox"/> Right <input type="checkbox"/> ▲ A2 - Clinical justification					XL83	\$417 ▲	<input checked="" type="checkbox"/>	
Extension Handles	Fixed Extension Handle - 6"					XL30	N/C	<input type="checkbox"/>	
	Telescopic Extension Handle - 4 ½"					XL31	\$60 Pair	<input type="checkbox"/>	
ANTI-TIPS									
Anti-Tips	Alumium anti-tips					XL40A	N/C	<input type="checkbox"/>	
BACK POSTS									
Note	All back post are height adjustable by increments of 1".								
Standard Back Posts (with grip handles)	Medium	16" <input type="checkbox"/>	17" <input type="checkbox"/>	18" <input type="checkbox"/>	19" <input type="checkbox"/>	20" <input type="checkbox"/>	XLH1620	N/C	<input checked="" type="checkbox"/>
	Long	21" <input type="checkbox"/>	22" <input type="checkbox"/>	23" <input type="checkbox"/>	24" <input type="checkbox"/>	25" <input type="checkbox"/>	XLH2125	\$95 Pair	<input checked="" type="checkbox"/>
Back Post Angle	Straight 0°					XLHR0	N/C	<input type="checkbox"/>	
	Bend 8°					XLHR8	N/C	<input type="checkbox"/>	
Backrest Angle	Ajustable in increment of 5°								
	85° <input type="checkbox"/>	90° <input type="checkbox"/>	95° <input type="checkbox"/>	100° <input type="checkbox"/>	105° <input type="checkbox"/>	110° <input type="checkbox"/>	115° <input type="checkbox"/>	120° <input type="checkbox"/>	- N/C <input checked="" type="checkbox"/>

ARMREST							
Notes	"U" TYPE ARMREST: Removable, flip-back armrests, adjustable in height by increments of ½", includes locking mechanism and clothing guards. Provides ½" clearance on each side.						
	"T" TYPE ARMREST: Removable armrests, adjustable in height by increments of ½", includes locking mechanism and clothing guards. Provides ½" clearance on each side.						
PRODUCT	DESCRIPTION		CODE	PRICE	CHOICE		
"U" Type	Lowered - Adjustable from 6 ¾" to 9 ½"		XL10-AB	\$263 Pair	<input type="checkbox"/>		
	Standard - Adjustable from 8 ½" to 13"		XL10-ST	\$263 Pair	<input type="checkbox"/>		
	Elevated - Adjustable from 12" to 16 ½"		XL10-SE	\$263 Pair	<input type="checkbox"/>		
"T" Type	Lowered - Adjustable from 7" to 12"		08-TX1-	\$112 Pair	<input type="checkbox"/>		
	Standard - Adjustable from 8" to 14"		08-TX2-	N/C	<input type="checkbox"/>		
ARMREST PADS							
Armrest Pads	Foam Pad - Desk length (2 ¼" x 10")		-FS	N/C	<input type="checkbox"/>		
	Foam Pad - Full length (2 ¼" x 14")		-FL	N/C	<input type="checkbox"/>		
Armrest Pad Extension	3" Armrest pad extension		PH-03046	\$124 Pair	<input type="checkbox"/>		
FOOTREST							
Notes	Footrest can be swivelled inwards or outwards, is removable and is equipped with a locking mechanism. Adjustable in length from 10 ½" to 21" by increments of ½".						
	Minimal length of the 60° footrest is 11 ¼".						
Footrest Angle	60°		NX60	N/C	<input type="checkbox"/>		
	70°		NX70	N/C	<input type="checkbox"/>		
	90°		NX90	\$149 Pair	<input type="checkbox"/>		
Footrest Length	Small:	10 ½" to 13". Specify desired length: _____ " (± ¼")	XL62-S	N/C	←		
	Medium:	12" to 17". Specify desired length: _____ " (± ¼")	XL62-M		←		
	Long:	16" to 21". Specify desired length: _____ " (± ¼")	XL62-L		←		
ELEVATING AND ARTICULATING LEGREST							
Note	The elevating and articulating legrest is equipped with a locking mechanism and can be installed on the same fittings as the standard footrest.						
Elevating and Articulating Legrest	X-Small:	12" <input type="checkbox"/>	13" <input type="checkbox"/>	14" <input type="checkbox"/>	XL65	\$545 Pair W106	←
	Small:	14" <input type="checkbox"/>	15" <input type="checkbox"/>	16" <input type="checkbox"/>	XL15		←
	Medium:	17" <input type="checkbox"/>	18" <input type="checkbox"/>	19" <input type="checkbox"/>	XL16		←
	Long:	20" <input type="checkbox"/>	21" <input type="checkbox"/>	22" <input type="checkbox"/>	XL66		←
Note	A calf support is included at no charge when ordered with the elevating and articulating legrest. The calf support is adjustable in height, depth and angle.						
→	Please select your calf support.	Calf support - Flat Padding (6" x 8")		XL18	N/C	<input type="checkbox"/>	
		Calf support - Profiled Padding (6" x 8")		XL20	N/C	<input type="checkbox"/>	

FOOTPLATES										
PRODUCT	DESCRIPTION							CODE	PRICE	CHOICE
Flip-Up Footplates	Aluminium footplates, 6" X 8"							XL26S-	N/C	<input type="checkbox"/>
	Aluminium footplates, 7" X 8"							XL26S-	N/C	<input type="checkbox"/>
Flip-up & Adjustable Footplates	Aluminium footplates with angle and depth adjustments							XL27S-	\$180 Pair W107	<input type="checkbox"/>
	Size:	5" X 6 ¾"								
	Aluminium footplates with angle and depth adjustments							XL27S-	\$180 Pair W107	<input type="checkbox"/>
	Size:	6" X 6 ¾"								
Oversized Flip-up Footplates	Aluminium footplates							XL26G-	\$60 Pair	←
	Width : 6" <input type="checkbox"/> 7" <input type="checkbox"/>									
	Depth : 9" <input type="checkbox"/> 10" <input type="checkbox"/>									
Oversized Flip-up & Adjustable Footplates	Footplate Sizes	Seat Width						XL...X...	\$195 Pair W107	←
		14"	15"	16"	17"	18"	19" +			
	5" x 9"	<input type="checkbox"/>	<input type="checkbox"/>	<input type="checkbox"/>	<input type="checkbox"/>	<input type="checkbox"/>	<input type="checkbox"/>			
	6" x 9"		<input type="checkbox"/>	<input type="checkbox"/>	<input type="checkbox"/>	<input type="checkbox"/>	<input type="checkbox"/>			
	6" x 10"		<input type="checkbox"/>	<input type="checkbox"/>	<input type="checkbox"/>	<input type="checkbox"/>	<input type="checkbox"/>			
	7" x 9"	N/A		<input type="checkbox"/>	<input type="checkbox"/>	<input type="checkbox"/>	<input type="checkbox"/>			
	7" x 10"		<input type="checkbox"/>	<input type="checkbox"/>	<input type="checkbox"/>	<input type="checkbox"/>				
	8" x 9"		<input type="checkbox"/>	<input type="checkbox"/>	<input type="checkbox"/>	<input type="checkbox"/>				
8" x 10"					<input type="checkbox"/>	<input type="checkbox"/>				
One Piece Flip-up Footplate	Aluminium footplate with angle and depth adjustments							XFW..-	\$350 W107	←
	Depth:	6" <input type="checkbox"/> 8" <input type="checkbox"/> 10" <input type="checkbox"/>								
Heel Support Strap	Adjustable in length							XL28-	N/C	<input type="checkbox"/>
PELVIC POSITIONING BELT										
Positioning Belt	Pelvic positioning belt with auto-style buckle, 2" AADL Generic							XL41	\$22	<input type="checkbox"/>
ADAPTED TRANSPORT SECUREMENT POINTS										
Securement Points	 4 Tie-down strap securement points for adapted transport, Certified ISO/DIS 7176-19:2019, occupied. ▲ A1 - Not funded by AADL, client cost.							XL42	\$95 ▲	<input type="checkbox"/>
OXYGEN TANK HOLDER										
Oxygen Tank Holder	Compatible with size D and E oxygen tanks only Not compatible with the stroller bar							ST-03166	\$180 W110	<input type="checkbox"/>
TENSION BARS										
▲	STANDARD FOLDING TENSION BAR: Included with XL RF (HD)									
Tension Bars	Standard folding tension bar							XL87R-	\$165 ▲	<input type="checkbox"/>
	Folding tension bar with multi-adjustable headrest support mounting fixture							XL88R-	\$235	<input type="checkbox"/>

SEATING BENEFITS									
SEAT CUSHIONS									
	BRIO & ULTRA: Cushion will be made for flat cut installation only and include one stretch cover and one incontinence cover.								
	DIMENSIONS: The width and depth must be the same as the dimensions selected in the <i>Fixed effective seat width</i> and <i>Adjustable seat depth</i> sections on page 1.								
DIMENSIONS 	Please indicate the width and depth of the seat cushion.	➔	Width: _____ " Depth: _____ "						
PRODUCT	DESCRIPTION		CODE	PRICE	CHOICE				
 Brio Cushion 	Brio - Standard sizes: 16" x 16" - 16" x 18" - 18" x 16" - 18" x 18" - 20" x 20"		S2950-...	\$315	<input type="checkbox"/>				
	Non-standard size - Max.: 21" x 21"			\$400	<input type="checkbox"/>				
 Ultra Cushion  with Viscose top layer	Ultra - Standard sizes: 16" x 16" - 16" x 18" - 18" x 16" - 18" x 18" - 20" x 20"		S1266-...	\$350	<input type="checkbox"/>				
	Non-standard sizes - width of 19" and less.			\$350	<input type="checkbox"/>				
	Non-standard sizes - width of 20" and over.			\$540	<input type="checkbox"/>				
Urethane & Memory Foam Cushion	Cushion will be made for flat cut installation only and include one waterproof cover.		S3350-...	\$126	←				
	Thickness: 2" <input type="checkbox"/> 3" <input type="checkbox"/> 4" <input type="checkbox"/>								
BACKRESTS									
	WIDTH: The backrest width must be the same as the fixed effective seat width.								
PRODUCT	DESCRIPTION					CODE	PRICE	CHOICE	
	WIDTH 			HEIGHT					
 Valdis	16" <input type="checkbox"/>	17" <input type="checkbox"/>	18" <input type="checkbox"/>	18" <input type="checkbox"/>	20" <input type="checkbox"/>	22" <input type="checkbox"/>	D5250...	\$350	←
	14" <input type="checkbox"/>	15" <input type="checkbox"/>	16" <input type="checkbox"/>	14" <input type="checkbox"/>	15" <input type="checkbox"/>	16" <input type="checkbox"/>			
	17" <input type="checkbox"/>	18" <input type="checkbox"/>	19" <input type="checkbox"/>	17" <input type="checkbox"/>	18" <input type="checkbox"/>	19" <input type="checkbox"/>			
	20" <input type="checkbox"/>	21" <input type="checkbox"/>	22" <input type="checkbox"/>	20" <input type="checkbox"/>	21" <input type="checkbox"/>	22" <input type="checkbox"/>			
	23" <input type="checkbox"/>	24" <input type="checkbox"/>		23" <input type="checkbox"/>	24" <input type="checkbox"/>				
 Axis	16" <input type="checkbox"/>	17" <input type="checkbox"/>	18" <input type="checkbox"/>	18" <input type="checkbox"/>	20" <input type="checkbox"/>	22" <input type="checkbox"/>	D5209...	\$350	←
	14" <input type="checkbox"/>	15" <input type="checkbox"/>	16" <input type="checkbox"/>	14" <input type="checkbox"/>	15" <input type="checkbox"/>	16" <input type="checkbox"/>			
	17" <input type="checkbox"/>	18" <input type="checkbox"/>	19" <input type="checkbox"/>	17" <input type="checkbox"/>	18" <input type="checkbox"/>	19" <input type="checkbox"/>			
	20" <input type="checkbox"/>	21" <input type="checkbox"/>	22" <input type="checkbox"/>	20" <input type="checkbox"/>	21" <input type="checkbox"/>	22" <input type="checkbox"/>			
	23" <input type="checkbox"/>	24" <input type="checkbox"/>		23" <input type="checkbox"/>	24" <input type="checkbox"/>				
Flexible	Flexible - Nylon backrest					D4240-...	N/C	<input type="checkbox"/>	
Standard	Standard - Tension adjustable backrest					D4250-...	\$175	<input type="checkbox"/>	
HEADRESTS									
PRODUCT	DESCRIPTION					CODE	PRICE	CHOICE	
 Straight Symbio	Multi-Adjustable Straight Headrest Support					AT5115	\$187	<input type="checkbox"/>	
	Symbio Pediatric Headrest Support					AT5450	\$313	<input type="checkbox"/>	
		Standard Pads		W: 7"	H: 4"		AT5000	\$190	<input type="checkbox"/>
				W: 8"	H: 5"		AT5005		<input type="checkbox"/>
		W: 9"	H: 6"		AT5010	<input type="checkbox"/>			



ALBERTA AADL ORDER FORM XL RF

**AADL MSRP
PRICE ONLY**



YOU DIDN'T FIND WHAT YOU WANT ON THIS ORDER FORM?
Describe your need below. Our customer service will evaluate your request and give you a detailed quote.

Notes :