



# ALBERTA AADL ORDER FORM

## NeoX<sup>™</sup> DYNAMIC

Discount is 10%

**AADL MSRP  
PRICE ONLY**



**SEND**

AADL# W754  
Effective October 1, 2024



# MEDmobility

5711- 104 St, Edmonton AB. T6H 2K1

P: 780-437-3300 • Fax: 780-430-9381

AADL Vendor: 0000612578-001

[www.medmobility.ca](http://www.medmobility.ca) • [www.mmrehab.ca](http://www.mmrehab.ca)

Email address:

<input type="checkbox"/> Price Specification <input type="checkbox"/> Technical Specification	➔	Order confirmation by email	Yes <input type="checkbox"/>	No <input type="checkbox"/>
		Subscribe to Physipro™ newsletter	Yes <input type="checkbox"/>	No <input type="checkbox"/>
		Factory installation of postural aids	Yes <input type="checkbox"/>	No <input type="checkbox"/>

MODEL									
PRODUCT	DESCRIPTION		CODE	PRICE	CHOICE				
Neox 4-wheel	Dynamic 4-wheel tilt-in-space wheelchair - 30° For seat widths between 14" and 22". Maximum load capacity of 265 lbs. Tilting mechanism from 0° to 30°. Frame color : Silver			CSF4	\$2495 <input type="checkbox"/>				
Neox 6-wheel	Mid-wheel drive option. Rear tilt mechanism option strongly recommended. <b>▲ A1 - Not funded by AADL, client cost.</b>			CSF6TR-...	\$965 ▲ <input type="checkbox"/>				
MAIN OPTIONS									
Tilt Mechanism	Anterior tilt locking collar ➔ Desired angle: _____°		NX82	\$120	<input type="checkbox"/>				
Power Tilt	Maximum tilt limited at 45° (Maximum weight capacity 265 lbs) <b>▲ A1 - Not funded by AADL, client cost.</b>		NXPWT	\$1700 ▲	<input type="checkbox"/>				
	Toggle switch position: <table style="display: inline-table; vertical-align: middle;"> <tr> <td>Front toggle switch <input type="checkbox"/></td> <td>Top Toggle switch <input type="checkbox"/></td> </tr> <tr> <td>Left toggle switch <input type="checkbox"/></td> <td>Right Toggle switch <input type="checkbox"/></td> </tr> </table>				Front toggle switch <input type="checkbox"/>	Top Toggle switch <input type="checkbox"/>	Left toggle switch <input type="checkbox"/>	Right Toggle switch <input type="checkbox"/>	<input type="checkbox"/>
Front toggle switch <input type="checkbox"/>	Top Toggle switch <input type="checkbox"/>								
Left toggle switch <input type="checkbox"/>	Right Toggle switch <input type="checkbox"/>								
SEAT STRUCTURE									
Rigid seat plate	Rigid aluminium seat pan, adjustable in width and depth, with two 2-inch wide velcro "hook" strips.		NX5	N/C	<input checked="" type="checkbox"/>				
ADJUSTABLE EFFECTIVE SEAT WIDTH									
⚙️	<b>19" &amp; 20":</b> Extended Frame is recommended for 19" and 20" seat width.								
	<b>REDUCE OPTION:</b> The Reduce Option can limit the tilt. See the owner manual for more details.								
Standard Frame (Max 265 lb)	14" <input type="checkbox"/>	15" <input type="checkbox"/>	16" <input type="checkbox"/>	17" <input type="checkbox"/>	18" <input type="checkbox"/>	NXQ...	N/C	<input type="checkbox"/>	
	19" <input type="checkbox"/>	20" <input type="checkbox"/>							
Extended Frame (Max 265 lb)	19" <input type="checkbox"/>	20" <input type="checkbox"/>	21" <input type="checkbox"/>	22" <input type="checkbox"/>			NXQ...EW	N/C	<input type="checkbox"/>
Reduce Option ⚙️	Reduce the overall width by 2"				NXEXP	\$46	<input type="checkbox"/>		
OVERALL WIDTH (INFORMATION CHART)									
Standard	Spoke wheel: Seat width + 11 ¼"		Reduce Option	Spoke wheel: Seat width + 9 ¼"					
	Mag wheel: Seat width + 12 ¼"			Mag wheel: Seat width + 10 ¼"					
ADJUSTABLE EFFECTIVE SEAT DEPTH									
Standard Frame	14" <input type="checkbox"/>	15" <input type="checkbox"/>	16" <input type="checkbox"/>	17" <input type="checkbox"/>	18" <input type="checkbox"/>	NXQ...	N/C	<input type="checkbox"/>	
Extended Frame	19" <input type="checkbox"/>	20" <input type="checkbox"/>				W111 NXQ...ED	\$205	<input type="checkbox"/>	
	21" <input type="checkbox"/>	22" <input type="checkbox"/>				W111 NXQ...EWD	\$345	<input type="checkbox"/>	

**4 WHEEL NEOX - SEAT-TO-FLOOR HEIGHT, CASTERS AND WHEELS**

**SEAT-TO-FLOOR INFORMATION TABLE - (4 WHEEL MODEL)**

PROPULSION & REAR WHEELS	CASTER WHEELS	SEAT-TO-FLOOR HEIGHT
12"	S5"	13" to 17"
	S6"	14" to 18"
	S8"	15" to 19"
20"	S5", D5"	13" to 17"
	S6"	13" to 17"
22"	S6", D6"	14" to 18"
	S8"	15" to 19"
24"	S8", D6"	15" to 19"

**SEAT-TO-FLOOR HEIGHT - (4 WHEEL MODEL)**

Please select the desired seat-to-floor height.  ➔	13"	<input type="checkbox"/>
	14"	<input type="checkbox"/>
	15"	<input type="checkbox"/>
	16"	<input type="checkbox"/>
	17"	<input type="checkbox"/>
	18"	<input type="checkbox"/>
	19"	<input type="checkbox"/>

**DEFINITION**

S5" - S6" - S8"	Standard Front Fork with height adjustment
D5" - D6"	Dynamic Front Fork with height adjustment

**CASTERS AND WHEELS (4-WHEEL MODEL)**

FRONT CASTERS							
PRODUCT	DESCRIPTION			CODE	PRICE	CHOICE	
<b>Dynamic Front Forks</b>	Dynamic forks with height adjustments ▲ A1 - Not funded by AADL, client cost.			NXDYNFR	\$192 Pair ▲	<input type="checkbox"/>	
<b>Front Caster Tires</b>	Polyurethane	5" x 1½" <input type="checkbox"/>	6" x 1½" <input type="checkbox"/>	8" x 1½" <input type="checkbox"/>	WHUN-	N/C ←	
PROPULSION WHEELS							
<b>Rims</b>	Mag Wheel			NX52MA	N/C	<input type="checkbox"/>	
	Spoke Wheel			NX52SW	N/C	<input type="checkbox"/>	
<b>Tires</b>	Diameter	20" <input type="checkbox"/>	22" <input type="checkbox"/>	24" <input type="checkbox"/>	-	- ←	
	Polyurethane			NX53UR	N/C	<input type="checkbox"/>	
	Standard pressure			NX53SP	\$80 Pair	<input type="checkbox"/>	
<b>Handrims</b>	Aluminium			NX44	N/C	<input type="checkbox"/>	
	Plastic Coated			NX45	\$130 Pair	<input type="checkbox"/>	
	½-inch closer adjustment (Reduce overall width by 1")			-	-	<input type="checkbox"/>	
	Omit (Reduce overall width by 1 ½")			-	-	<input type="checkbox"/>	
<b>Axles</b>	Threaded Axles			NX47	N/C	<input type="checkbox"/>	
	Quick-release Axles			NX48	\$92 Pair	<input type="checkbox"/>	
REAR WHEELS							
<b>Rear wheels</b>	Size	12"			...1200	N/C	<input type="checkbox"/>
	Tires	Polyurethane			WHUN-	N/C	<input type="checkbox"/>
		Standard pressure			WHPG-	N/C	<input type="checkbox"/>

### MID-WHEEL DRIVE OPTION - SEAT-TO-FLOOR HEIGHT, CASTERS AND WHEELS

#### SEAT-TO-FLOOR INFORMATION TABLE - (6 WHEEL MODEL)

PROPULSION WHEELS	CASTER WHEELS	SEAT-TO-FLOOR HEIGHT
20"	D5"	13" to 17"
22"	D6"	14" to 18"
24"	D6"	15" to 19"
DEFINITION		
D5" - D6"	Dynamic Front Fork with height adjustment	

#### SEAT-TO-FLOOR HEIGHT - (6 WHEEL MODEL)

Please select the desired seat-to-floor height.	13"	<input type="checkbox"/>
	14"	<input type="checkbox"/>
	15"	<input type="checkbox"/>
	16"	<input type="checkbox"/>
	17"	<input type="checkbox"/>
	18"	<input type="checkbox"/>
➔	19"	<input type="checkbox"/>

#### CASTERS AND WHEELS - (6 WHEEL MODEL)






Note	Front caster wheel size is determined during assembly according to the selected propulsion wheel diameter.				
PROPULSION WHEELS					
PRODUCT	DESCRIPTION	CODE	PRICE	CHOICE	
<b>Rims</b>	Mag Wheel	NX52MA	N/C	<input type="checkbox"/>	
	Spoke Wheel	NX52SW	N/C	<input type="checkbox"/>	
<b>Tires</b>	Diameter	20" <input type="checkbox"/> 22" <input type="checkbox"/> 24" <input type="checkbox"/>	-	-	<input checked="" type="checkbox"/>
	Polyurethane	NX53UR	N/C	<input type="checkbox"/>	
	Standard pressure	NX53SP	\$80 Pair	<input type="checkbox"/>	
<b>Handrims</b>	Aluminium	NX44	N/C	<input type="checkbox"/>	
	Plastic Coated	NX45	\$130 Pair	<input type="checkbox"/>	
	½-inch closer adjustment (Reduce overall width by 1")	-	-	<input type="checkbox"/>	
	Omit (Reduce overall width by 1 ½")	-	-	<input type="checkbox"/>	
<b>Axles</b>	Threaded Axles	NX47	N/C	<input type="checkbox"/>	
	Quick-release Axles	NX48	\$92 Pair	<input type="checkbox"/>	
REAR CASTER TILT MECHANISM					
<b>Rear Caster Tilt Mechanism</b>	Rear Caster tilt mechanism facilitates getting over obstacles or elevation changes.	NXTR	N/C	<input type="checkbox"/>	





#### WHEEL LOCKS













<b>Wheel locks</b>	Push to lock	NX29	N/C	<input type="checkbox"/>
	Pull to lock	NX55	N/C	<input type="checkbox"/>
	Attendant Wheel Lock (Foot Operated Brake)	NX32	\$485	<input type="checkbox"/>
<b>Extensions</b>	Standard Wheel Lock Extension - 6"	NX30	\$40 Pair	<input type="checkbox"/>
	Telescopic Wheel Lock Extension - 6"	NX31	\$60 Pair	<input type="checkbox"/>

#### ANTI-TIPS

<b>Anti-Tips</b>	Aluminium anti-tips (available for 4 Wheel model only)	NX40A	N/C	<input type="checkbox"/>
		NX40B		

BACK POSTS										
<b>Notes</b>	All back post are adjustable in angle and height by increments of 1".									
<b>PRODUCT</b>	<b>DESCRIPTION</b>						<b>CODE</b>	<b>PRICE</b>	<b>CHOICE</b>	
<b>Standard Back Posts</b> (with grip handles)	Medium	16" <input type="checkbox"/>	17" <input type="checkbox"/>	18" <input type="checkbox"/>	19" <input type="checkbox"/>	20" <input type="checkbox"/>	NXH1620	N/C	←	
	Long	21" <input type="checkbox"/>	22" <input type="checkbox"/>	23" <input type="checkbox"/>	24" <input type="checkbox"/>	25" <input type="checkbox"/>	NXH2125	\$95 Pair		
<b>Dynamic Back Posts</b>	Medium	18" <input type="checkbox"/>	19" <input type="checkbox"/>	20" <input type="checkbox"/>	21" <input type="checkbox"/>	22" <input type="checkbox"/>	NXDYNA	\$575 Pair	←	
	Long	23" <input type="checkbox"/>	24" <input type="checkbox"/>	25" <input type="checkbox"/>	26" <input type="checkbox"/>	27" <input type="checkbox"/>				
	<b>▲ A1 - Not funded by AADL, client cost.</b>									
BACKREST TYPE										
	<b>RECLINING GAS SPRING BACKREST:</b> Compatible with the Standard back posts only.									
<b>Backrest Type</b>	Reclining Gas Spring Backrest (85° to 130°) 						NXREC	\$1100 <b>▲</b>	<input type="checkbox"/>	
<b>▲ A1 - Not funded by AADL, client cost.</b>										
BACKREST ANGLE										
	<b>115° &amp; 120° BACKREST ANGLES:</b> Not compatible with Dynamic Back posts.									
<b>Backrest Angle</b>	Adjustable in increment of 5°		85° <input type="checkbox"/>	90° <input type="checkbox"/>	95° <input type="checkbox"/>		-	N/C	←	
	100° <input type="checkbox"/>	105° <input type="checkbox"/>	110° <input type="checkbox"/>	115° <input type="checkbox"/>	120° <input type="checkbox"/>					
										
STROLLER BAR										
<b>Stroller Bar</b>	Angle adjustable stroller bar						NX9...	N/C	<input type="checkbox"/>	
ARMREST										
<b>Notes</b>	<b>"T" TYPE ARMREST:</b> Removable armrests, adjustable in height by increments of ½", includes locking mechanism and clothing guards. Provides ¼" clearance on each side.									
<b>"T" Type Armrest</b>	Lowered: Adjustable from 6 ¾" to 10 ½"						08-TH1-	N/C	<input type="checkbox"/>	
	Standard: Adjustable from 8" to 12 ½"						08-TH2-	N/C	<input type="checkbox"/>	
	Elevated: Adjustable from 10" to 14 ½"						08-TH3-	N/C	<input type="checkbox"/>	
<b>"T" Type Armrest Pads</b>	Foam Pad - Desk length (2 ¼" x 10")						...-FS	N/C	<input type="checkbox"/>	
	Foam Pad - Full length (2 ¼" x 14")						...-FL	N/C	<input type="checkbox"/>	
<b>Armrest Extension</b>	3" Armrest pad extension						PH-03046	\$124 Pair	<input type="checkbox"/>	
FOOTREST										
<b>Note</b>	Footrest can be swivelled inwards or outwards, is removable and is equipped with a locking mechanism. Adjustable in length from 10 ½" to 21" by increments of 1/2". Minimal length of the 60° footrest is 11 ¼".									
<b>Footrest Angle</b>	60°						NX60	N/C	<input type="checkbox"/>	
	70°						NX70	N/C	<input type="checkbox"/>	
	90°						NX90	\$149 Pair	<input type="checkbox"/>	
<b>Footrest Length</b>	Small:	10 ½" to 13". Specify desired length: _____" (± ¼")					...-S	N/C	←	
	Medium:	12" to 17". Specify desired length: _____" (± ¼")					...-M			
	Long:	16" to 21". Specify desired length: _____" (± ¼")					...-L			

ELEVATING AND ARTICULATING LEGREST										
<b>Note</b>	The elevating and articulating legrest is equipped with a locking mechanism and can be installed on the same fittings as the removable footrest.									
<b>PRODUCT</b>	<b>DESCRIPTION</b>					<b>CODE</b>	<b>PRICE</b>	<b>CHOICE</b>		
<b>Elevating and Articulating Legrest Length</b>	X-Small:	12" <input type="checkbox"/>	13" <input type="checkbox"/>	14" <input type="checkbox"/>		NX65	\$545 Pair <b>W106</b>	←		
	Small:	14" <input type="checkbox"/>	15" <input type="checkbox"/>	16" <input type="checkbox"/>		NX15				
	Medium:	17" <input type="checkbox"/>	18" <input type="checkbox"/>	19" <input type="checkbox"/>		NX16				
	Long:	20" <input type="checkbox"/>	21" <input type="checkbox"/>	22" <input type="checkbox"/>		NX66				
CALF SUPPORTS										
	Calf support is included with the elevating and articulating legrest.									
<b>Note</b>	Calf support is adjustable in height, depth and angle.									
<b>Calf Supports</b>	6" x 8" - Flat Padding 					NX18	N/C	<input type="checkbox"/>		
	6" x 8" - Profiled Padding 					NX20	N/C	<input type="checkbox"/>		
FOOTPLATES										
<b>Flip-Up Footplates</b>	Aluminium footplates, 6" X 8"					NX39	N/C	<input type="checkbox"/>		
	Aluminium footplates, 7" X 8"					NX58	N/C	<input type="checkbox"/>		
<b>Flip-up &amp; Adjustable Footplates</b>	Aluminium footplates with angle and depth adjustments					NX27	\$180 Pair <b>W107</b>	<input type="checkbox"/>		
	Size:	6" X 6 ¾"								
<b>Oversized Flip-up Footplate with Angle and Depth Adjustment</b>	<b>Footplate Sizes</b>	<b>Seat Width</b>						NX...X...	\$195 Pair <b>W107</b>	←
		14"	15"	16"	17"	18"	19" +			
	5" x 9"	<input type="checkbox"/>	<input type="checkbox"/>	<input type="checkbox"/>	<input type="checkbox"/>	<input type="checkbox"/>	<input type="checkbox"/>			
	6" x 9"	<input type="checkbox"/>	<input type="checkbox"/>	<input type="checkbox"/>	<input type="checkbox"/>	<input type="checkbox"/>	<input type="checkbox"/>			
	6" x 10"		<input type="checkbox"/>	<input type="checkbox"/>	<input type="checkbox"/>	<input type="checkbox"/>	<input type="checkbox"/>			
	7" x 9"	N/A	<input type="checkbox"/>	<input type="checkbox"/>	<input type="checkbox"/>	<input type="checkbox"/>	<input type="checkbox"/>			
	7" x 10"		<input type="checkbox"/>	<input type="checkbox"/>	<input type="checkbox"/>	<input type="checkbox"/>	<input type="checkbox"/>			
8" x 9"	<input type="checkbox"/>		<input type="checkbox"/>	<input type="checkbox"/>	<input type="checkbox"/>	<input type="checkbox"/>				
8" x 10"	<input type="checkbox"/>	<input type="checkbox"/>	<input type="checkbox"/>	<input type="checkbox"/>	<input type="checkbox"/>	<input type="checkbox"/>				
<b>One Piece Flip-up Footplate</b>	Aluminium footplate with angle and depth adjustments					FWD...	\$350 <b>W107</b>	←		
	Depth:	6" <input type="checkbox"/>	8" <input type="checkbox"/>	10" <input type="checkbox"/>						
<b>Heel Support Strap</b>	Adjustable in length					NX28	N/C	<input type="checkbox"/>		
PELVIC POSITIONING BELT										
<b>Positioning Belt</b>	Pelvic positioning belt with auto-style buckle, 2" <b>AADL Generic</b>					NX41	\$22	<input type="checkbox"/>		
REFLECTIVE SAFETY STICKERS										
<b>Reflective safety stickers</b>	Sticker pack includes 2 reflective white stickers and 2 reflective red stickers <b>▲ A1 - Not funded by AADL, client cost.</b>					NX74	\$12 <b>▲</b>	<input type="checkbox"/>		
ADAPTED TRANSPORT SECUREMENT POINTS										
<b>Securement Points</b>	 4 Tie-down strap securement points for adapted transport, Certified ISO/DIS 7176-19:2019, occupied. <b>▲ A1 - Not funded by AADL, client cost.</b>					NX42	\$95 <b>▲</b>	<input type="checkbox"/>		
OXYGEN TANK HOLDER										
<b>Oxygen Tank Holder</b>	Compatible with size D and E oxygen tanks only Not compatible with the stroller bar					NX43	\$180 <b>W110</b>	<input type="checkbox"/>		

TENSION BAR					
<b>Tension Bars</b>	Standard Tension Bar	NX87	N/C	<input type="checkbox"/>	
	2-inch Deep Tension Bar	NXQ57	N/C	<input type="checkbox"/>	
	Tension Bar with Height Adjustable Headrest Support Mounting Fixture	NXHSUP	\$94	<input type="checkbox"/>	
SEATING BENEFITS					
SEAT CUSHIONS					
	<b>BRIO &amp; ULTRA:</b> Cushion will be made for flat cut installation only and include one stretch cover and one incontinence cover.				
	<b>DIMENSIONS:</b> The width and depth must be the same as the dimensions selected in the <i>Fixed effective seat width</i> and <i>Adjustable seat depth</i> sections on page 1.				
<b>DIMENSIONS</b> 	Please indicate the width and depth of the seat cushion.	→	Width: _____ " Depth: _____ "		
PRODUCT	DESCRIPTION	CODE	PRICE	CHOICE	
 <b>Brio Cushion</b> 	Brio - Standard sizes: 14" x 14" - 16" x 16" - 16" x 18" - 18" x 16" - 18" x 18" - 20" x 20"	S2950-...	\$315	<input type="checkbox"/>	
	Non-standard size - Max.: 21" x 21"		\$400	<input type="checkbox"/>	
 <b>Ultra Cushion</b> with Viscose top layer 	Ultra - Standard sizes: 14" x 14" - 16" x 16" - 16" x 18" - 18" x 16" - 18" x 18" - 20" x 20"	S1266-...	\$350	<input type="checkbox"/>	
	Non-standard sizes - width of 19" and less.		\$350	<input type="checkbox"/>	
	Non-standard sizes - width of 20" and over.		\$540	<input type="checkbox"/>	
<b>Urethane &amp; Memory Foam Cushion</b>	Cushion will be made for flat cut installation only and include one waterproof cover.	S3350-...	\$126	<input checked="" type="checkbox"/>	
	Thickness:            2" <input type="checkbox"/> 3" <input type="checkbox"/> 4" <input type="checkbox"/>				
BACKRESTS					
	<b>WIDTH:</b> The backrest width must be the same as the fixed effective seat width.				
PRODUCT	DESCRIPTION		CODE	PRICE	CHOICE
	WIDTH 	HEIGHT			
 <b>Contour Cinch</b>	14" <input type="checkbox"/> 16" <input type="checkbox"/> 18" <input type="checkbox"/>	16" <input type="checkbox"/> 18" <input type="checkbox"/> 20" <input type="checkbox"/>	CINCH...	\$595	<input checked="" type="checkbox"/>
	15" <input type="checkbox"/> 17" <input type="checkbox"/> 19" <input type="checkbox"/>	16" <input type="checkbox"/> 18" <input type="checkbox"/> 20" <input type="checkbox"/>		\$790	
	20" <input type="checkbox"/> 21" <input type="checkbox"/> 22" <input type="checkbox"/> 23" <input type="checkbox"/>	16" <input type="checkbox"/> 18" <input type="checkbox"/> 20" <input type="checkbox"/>		\$895	
	24" <input type="checkbox"/> 25" <input type="checkbox"/> 26" <input type="checkbox"/>				
 <b>Valdis</b>	16" <input type="checkbox"/> 17" <input type="checkbox"/> 18" <input type="checkbox"/>	18" <input type="checkbox"/> 20" <input type="checkbox"/> 22" <input type="checkbox"/>	D5250...	\$350	<input checked="" type="checkbox"/>
	14" <input type="checkbox"/> 15" <input type="checkbox"/> 16" <input type="checkbox"/>	14" <input type="checkbox"/> 15" <input type="checkbox"/> 16" <input type="checkbox"/>		\$410	
	17" <input type="checkbox"/> 18" <input type="checkbox"/> 19" <input type="checkbox"/>	17" <input type="checkbox"/> 18" <input type="checkbox"/> 19" <input type="checkbox"/>			
	20" <input type="checkbox"/> 21" <input type="checkbox"/> 22" <input type="checkbox"/>	20" <input type="checkbox"/> 21" <input type="checkbox"/> 22" <input type="checkbox"/>			
	23" <input type="checkbox"/> 24" <input type="checkbox"/>	23" <input type="checkbox"/> 24" <input type="checkbox"/>			
<b>Rigid Backrest</b>	Made with 3/8-inch thick ABS		NGNX8	\$150	<input type="checkbox"/>
HEADREST					
PRODUCT	DESCRIPTION		CODE	PRICE	CHOICE
 Straight    Symbio	Multi-Adjustable Straight Headrest Support		AT5115	\$187	<input type="checkbox"/>
	Symbio Headrest Support		AT5450	\$313	<input type="checkbox"/>
	Standard Pads 	7" x 4" (AT5000) <input type="checkbox"/> 8" x 5" (AT5005) <input type="checkbox"/>	AT50..	\$190	<input checked="" type="checkbox"/>
	9" x 6" (AT5010) <input type="checkbox"/>				

<b>DETERMINATION OF TILT ANGLE ACCORDING TO THE CHOSEN WHEELCHAIR CONFIGURATIONS</b>				
<b>Note</b>	The following chart indicates the maximum tilt angle depending on the selected armrest type, propulsion wheel diameter, seat-to-floor height and seat depth.			
Propulsion Wheel Diameter	Seat-to-Floor Height	Seat Depth/ Armrest	Seat Depth/ Armrest	Seat Depth/ Armrest
		14" to 16"	17" to 19"	20" to 22"
		T	T	T
12"	13"	30°	30°	30°
	14"	30°	30°	30°
	15"	30°	30°	30°
	16"	30°	30°	30°
	17"	30°	30°	30°
20"	13"	30°	30°	30°
	14"	30°	30°	30°
	15"	30°	30°	30°
	16"	30°	30°	30°
	17"	30°	30°	30°
22"	14"	30°	30°	30°
	15"	30°	30°	30°
	16"	30°	30	30°
	17"	30°	30°	30°
	18"	30°	30°	30°
24"	15"	30°	30°	30°
	16"	30°	30°	30°
	17"	30°	30°	30°
	18"	30°	30°	30°
	19"	30°	30°	30°

**YOU DIDN'T FIND WHAT YOU WANT ON THIS ORDER FORM?**

Describe your need below. Our customer service will evaluate your request and give you a detailed quote.

**Notes :**