



Discount is 7%

Helio KIDS

ORDER FORM - AADL #W424

1- Purchasing information

MEDmobility

5711- 104 St, Edmonton AB. T6H 2K1
 P: 780-437-3300 • Fax: 780-430-9381
 AADL Vendor: 0000612578-001
www.medmobility.ca • www.mmrehab.ca

3- Shipping information

Ship to:*

Name: _____

Address: _____

City: _____ Province: _____

Postal Code: _____

Phone: _____

Phone:*

Email:*

Contact preference:* Phone Email

MA080 English Manual (STD) MA081 Manuel Français Taxes not included

MODEL					
WC06	<input checked="" type="checkbox"/>	Ultralight Folding Helio KIDS Wheelchair Including fixed seat depth OR depth adjustable back (175 lb weight capacity)			\$2,895
WC08	<input checked="" type="checkbox"/>	Carbon fiber option			\$1,400
WC10	<input type="checkbox"/>	E-Motion adaptor Kit (2 adaptors) - Only necessary with 6" camber			\$35

FREE Growth Kit within the first 5 years of the Helio KIDS wheelchair ownership

The growth kit includes carbon crossbraces, crossbrace links, seat sling, back upholstery, front riggings and footplates.

SEAT WIDTH ¹							
SW	<input type="checkbox"/>	12" <input type="checkbox"/>	13" <input type="checkbox"/>	14" <input type="checkbox"/>	15" <input type="checkbox"/>	16" <input type="checkbox"/>	NC

[1. Width Calculator](#)

↓ Caution: complete only one of the following two sections ↓

SEAT DEPTH (Available with WC-19)			
SD12	<input type="checkbox"/>	12" Seat sling - frame of 14"	NC
SD13	<input type="checkbox"/>	13" Seat sling - frame of 14"	NC
SD14	<input type="checkbox"/>	14" Seat sling - frame of 14"	NC
SD15	<input type="checkbox"/>	15" Seat sling - frame of 15"	NC
SD16	<input type="checkbox"/>	16" Seat sling - frame of 16"	NC

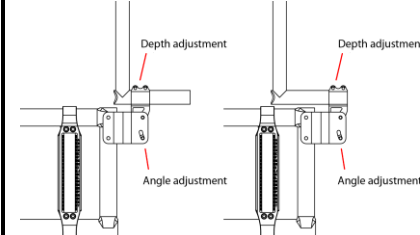
SEAT DEPTH- Depth and angle adjustable (Not available with WC-19) ³			
SD14	<input type="checkbox"/>	12" to 15" (seat sling/frame 14")	NC
SD15	<input type="checkbox"/>	13" to 16" (seat sling/frame 15")	NC
SD16	<input type="checkbox"/>	14" to 17" (seat sling/frame 16")	NC
SD17	<input type="checkbox"/>	15" to 18" (seat sling/frame 17")	NC
SD18	<input type="checkbox"/>	16" to 19" (seat sling/frame 18")	NC

FIXED BACK CANE (MUST select ONE push handle options)			
BC11-1215	<input type="checkbox"/>	Aluminium straight back cane (90°)	12 - 15" NC
BC11-1518	<input type="checkbox"/>	Aluminium straight back cane (90°)	15 - 18" NC
BC11-1821	<input type="checkbox"/>	Aluminium straight back cane (90°) - STD	18 - 21" NC
BC12-1315	<input type="checkbox"/>	Aluminum back cane 8° bend	13.5 - 15" NC
BC12-1518	<input type="checkbox"/>	Aluminum back cane 8° bend	15 - 18" NC
BC12-1821	<input type="checkbox"/>	Aluminum back cane 8° bend -STD	18 - 21" NC

Specify depth :⁴

3 - Maximum weight of 175 lb with a depth adjustable backrest

4 - If not indicated, the depth will be equal to the seat sling



Specify height: ⁵ measured from seat sling to top of back upholstery			
ANGLE ADJUSTABLE BACK CANE (MUST select ONE push handle options)			
BC13-1518	<input type="checkbox"/>	Aluminium straight back cane (90°)	15 - 18" NC
BC13-1821	<input type="checkbox"/>	Aluminium straight back cane (90°) - STD	18 - 21" NC
BC14-1518	<input type="checkbox"/>	Aluminum back cane 8° bend	15 - 18" NC
BC14-1821	<input type="checkbox"/>	Aluminum back cane 8° bend -STD	18 - 21" NC
Select angle for the back cane:		85° <input type="checkbox"/>	90° <input type="checkbox"/> 95° STD <input type="checkbox"/>
		100° <input type="checkbox"/>	105° <input type="checkbox"/> 110° <input type="checkbox"/>

DEPTH AND ANGLE ADJUSTABLE BACK CANE (MUST select ONE push handle options)			
BC15-912	<input type="checkbox"/>	Aluminium straight back cane 9 - 12"	NC
BC15-1215	<input type="checkbox"/>	Aluminium straight back cane 12 - 15"	NC
BC15-1518	<input type="checkbox"/>	Aluminium straight back cane 15 - 18"	NC
BC15-1821	<input type="checkbox"/>	Aluminium straight back cane 18 - 21" STD	NC
BC16-1215	<input type="checkbox"/>	Aluminum back cane 8° bend 12 - 15"	NC
BC16-1518	<input type="checkbox"/>	Aluminum back cane 8° bend 15 - 18"	NC
BC16-1821	<input type="checkbox"/>	Aluminum back cane 8° bend STD 18 - 21"	NC
Select angle for the back cane:		90° <input type="checkbox"/>	95° STD <input type="checkbox"/> 100° <input type="checkbox"/> 105° <input type="checkbox"/>

Specify height :⁵

5- If not indicated, default height setting is at the lowest position

Specify height :⁵

TRANSIT TIE DOWN			
AC04	<input type="checkbox"/>	Transit Tie Down (Unoccupied)	NC
AC05-S	<input type="checkbox"/>	WC-19 Transit Tie Down w/Q'straint belt ⁶ Short belt 20"-41"	Client cost \$365
AC05-L	<input type="checkbox"/>	WC-19 Transit Tie Down w/Q'straint belt ⁶ Long belt 20"-46"	Client cost \$365
AC35	<input type="checkbox"/>	WC-19 Transit Tie Down without belt ⁶	Client cost \$345

6- Not available with depth adjustable back

Helio Kids FRONT Seat-to-floor Height - Please select your choice

Forks / Position		3" caster			4" caster			5" caster			6" caster			7" caster			8" caster		
		Stem bolt Length			Stem bolt Length			Stem bolt Length			Stem bolt Length			Stem bolt Length			Stem bolt Length		
		STD	+1"	+2"	STD	+1"	+2"	STD	+1"	+2"	STD	+1"	+2"	STD	+1"	+2"	STD	+1"	+2"
4"	P1	13"	14"	15"	13 1/2"	14 1/2"	15 1/2"												
	P2	13 1/2"	14 1/2"	15 1/2"	14"	15"	16"	14 1/2"	15 1/2"	16 1/2"									
5"	P1																		
	P2				14"	15"	16"	14 1/2"	15 1/2"	16 1/2"									
	P3	14"	15"	16"	14 1/2"	15 1/2"	16 1/2"	15"	16"	17"	15 1/2"	16 1/2"	17 1/2"						
	P4	14 1/2"	15 1/2"	16 1/2"	15"	16"	17"	15 1/2"	16 1/2"	17 1/2"	16"	17"	18"	16 1/2"	17 1/2"	18 1/2"			
7"	P1										16 1/2"	17 1/2"	18 1/2"	17"	18"	19"			
	P2							16 1/2"	17 1/2"	18 1/2"	17"	18"	19"	17 1/2"	18 1/2"	19 1/2"			
	P3							17"	18"	19"	17 1/2"	18 1/2"	19 1/2"	18"	19"	20"	18 1/2"	19 1/2"	20 1/2"
	P4	16 1/2"	17 1/2"	18 1/2"	17"	18"	19"	17 1/2"	18 1/2"	19 1/2"	18"	19"	20"	18 1/2"	19 1/2"	20 1/2"	19"	20"	21"
	P5	17"	18"	19"	17 1/2"	18 1/2"	19 1/2"	18"	19"	20"	18 1/2"	19 1/2"	20 1/2"	19"	20"	21"	19 1/2"	20 1/2"	21 1/2"

Height available +/- 1/4" (see stem bolt and fork combination at the end of the order form)

CASTERS			Availability						
CA01-03 to CA01-08	<input type="checkbox"/>	Composite wheel w/ PU tire (1")				3", 4", 5", 6", 7", 8"		NC	
CA10 to CA11	<input type="checkbox"/>	Pneumatic casters (1 1/4")				6", 8"		\$170	
CA14 to CA16	<input type="checkbox"/>	Newton UltraCaster Composite (1 1/2")				4", 5", 6"		\$105	
CA17 to CA19	<input type="checkbox"/>	Newton UltraCaster Aluminum (1 1/2")				4", 5", 6"	A1*	\$198	
CASTER OPTIONS									
CA12	<input type="checkbox"/>	Caster Pin Locks (Available with +1" or +2" Stem bolt ONLY) ¹						A1*	\$275
CA13	<input type="checkbox"/>	Carbon fiber Frog Legs suspension forks (Not available with caster pin locks)						A1*	\$525

1- Not available with WC-19

*A1 is clients' responsibility for costs/A2 requires clinical justification

KIDS REAR Seat-to-floor Height

WHEEL SIZES		Height available		Specify desired height: _____
<input type="checkbox"/>	20" (451) wheel	12 1/2"	to 17 1/4"	
<input type="checkbox"/>	22" (501) wheel	13 1/2"	to 18 1/4"	
<input type="checkbox"/>	24" (540) wheel	14 1/2"	to 19 1/4"	

Note: Tire size, center of gravity setting and seat slope may result in a variation of +/- 1/2" of selected seat to floor height"

Footrest					
SWING-IN/SWING-OUT FOOTREST					
FR03-01	<input type="checkbox"/>	60° Swing-in/swing-out footrest - 13.5" - 17"		Set at: *	NC
FR03-02	<input type="checkbox"/>	60° Swing-in/swing-out footrest - 14.5" - 19.5"		Set at: *	NC
FR03-03	<input type="checkbox"/>	60° Swing-in/swing-out footrest - 15.5" - 20.5"		Set at: *	NC
FR04-01	<input type="checkbox"/>	70° Swing-in/swing-out footrest - 13.5" - 17"		Set at: *	NC
FR04-02	<input type="checkbox"/>	70° Swing-in/swing-out footrest - 14.5" - 19.5"		Set at: *	NC
FR04-03	<input type="checkbox"/>	70° Swing-in/swing-out footrest - 15.5" - 20.5"		Set at: *	NC
FR15-01	<input type="checkbox"/>	80° Swing-in/swing-out footrest - 13.5" - 16" ⁵		Set at: *	NC
FR15-02	<input type="checkbox"/>	80° Swing-in/swing-out footrest - 14.5" - 19.5" ⁵		Set at: *	NC
FR15-03	<input type="checkbox"/>	80° Swing-in/swing-out footrest - 15.5" - 20.5" ⁵		Set at: *	NC
FR06	<input type="checkbox"/>	90° swing-in/swing-out with front mount - Standard (no extension) ¹	7.5" - 11"	Set at: *	NC
FR07	<input type="checkbox"/>	90° swing-in/swing-out with front mount - Short extension 2" ^{1,2}	9.5" - 13"	Set at: *	NC
FR08	<input type="checkbox"/>	90° swing-in/swing-out with front mount - Medium extension 4" ^{1,2}	9.5" - 14.5"	Set at: *	NC
FOOTREST OPTIONS					
FR09	<input type="checkbox"/>	High mount (footplate attached to the hanger with clamps) ³	5" - 13.5"	Set at: *	\$105
FR10	<input type="checkbox"/>	Elevating legrest with calf pad, Length adjustable ⁴ Left <input type="checkbox"/> Right <input type="checkbox"/>	14" - 22"	Set at:	\$295
FR99	<input type="checkbox"/>	Omit Footrest			NC

1- Available only with two piece adjustable footplates; 2- May interfere with front casters; 3- Not available with front mount and the elevating legrest; * + or - 1/2"

4- The elevating legrest replace the footrest side selected; Not compatible with seat width of 12" and 13" and one piece footplate; 5- Not available with 8" caster

FOOTPLATES					
FP01	<input type="checkbox"/>	Standard - Composite ¹			STD
FP02	<input type="checkbox"/>	Newton adjustable angle - Composite			\$155
FP03	<input type="checkbox"/>	Newton adjustable angle - Aluminum ²			\$175
FP04	<input type="checkbox"/>	Newton adjustable angle - Carbon fiber (with rubber inserts)			\$395
FP23	<input type="checkbox"/>	Newton adjustable angle extra deep - Aluminum			\$175
FP06	<input type="checkbox"/>	One piece adjustable angle flip-up - Aluminum			\$215
FP07	<input type="checkbox"/>	One piece adjustable angle flip-up - Carbon fiber (with rubber inserts)			\$480
FOOTPLATE ACCESSORIES					
FP08	<input type="checkbox"/>	Length adjustable heel loop (not available with one piece footplate)			NC
FP09	<input type="checkbox"/>	Calf strap			\$57
FP30	<input type="checkbox"/>	Bodypoint Aeromesh Padded calf strap			basic seating benefit \$140

1- Not available with front mount; 2- The Newton adjustable angle (Aluminum) is the only available option with a 12 and 13" wide frame

SWING AWAY RESIDUAL LIMB SUPPORT							
FR27	<input type="checkbox"/>	Residual limb support - flat 6"x8"	Left <input type="checkbox"/>	Right <input type="checkbox"/>			\$505
FR28	<input type="checkbox"/>	Residual limb support - flat 8"x10"	Left <input type="checkbox"/>	Right <input type="checkbox"/>			\$505
FR29	<input type="checkbox"/>	Residual limb support - flat 10"x10"	Left <input type="checkbox"/>	Right <input type="checkbox"/>			\$505
FR30	<input type="checkbox"/>	Residual limb support - flat 10"x14"	Left <input type="checkbox"/>	Right <input type="checkbox"/>			\$505
FR32	<input type="checkbox"/>	Residual limb support - contour 6"x8"	Left <input type="checkbox"/>	Right <input type="checkbox"/>			\$505
FR33	<input type="checkbox"/>	Residual limb support - contour 8"x10"	Left <input type="checkbox"/>	Right <input type="checkbox"/>			\$505

PUSH HANDLES OPTIONS (ONE option at a time)							
PH01	<input type="checkbox"/>	Push handles					STD
PH05	<input type="checkbox"/>	Fold down push handles ¹					\$165
PH06-920	<input type="checkbox"/>	Clamp on height adjustable push handles 9" - 20" ^{1,2}					\$345
PH06-923	<input type="checkbox"/>	Clamp on height adjustable push handles 9" - 23" ^{1,2}					\$345
PH02	<input type="checkbox"/>	Omit push handles					NC

STROLLER HANDLE AND STABILIZER BAR (only available with push handle)							
PH04	<input type="checkbox"/>	Stroller handle					NC
PH03	<input type="checkbox"/>	Newton folding stabilizer bar (not available with stroller handle)				A1*	\$275

1- Not compatible with stroller handle, stabilizer bar, headrest and attendant lock; 2- Not compatible with depth adjustable back, 8° bend back canes and amputee axle plates

BACK UPHOLSTERY							
BH07	<input type="checkbox"/>	Slip-on Active-Mesh back upholstery					NC
BH08	<input type="checkbox"/>	Adjustable tension Active-Mesh back upholstery				basic seating benefit	\$260
BH99	<input type="checkbox"/>	Omit Back upholstery					STD

SEAT CUSHION							
SC01	<input type="checkbox"/>	2" Cushion				basic seating benefit	\$185
SC02	<input type="checkbox"/>	3" Cushion				basic seating benefit	\$205
SC99	<input type="checkbox"/>	Omit seat cushion					STD

Rear wheels

ONE ARM DRIVE ¹ Only available with Newton One rear wheels, permanent axles, 0° camber							
HR22	<input type="checkbox"/>	One arm drive - aluminum inner handrim ² 24"	Left <input type="checkbox"/>	Right <input type="checkbox"/>		W105	\$1,480
HR60	<input type="checkbox"/>	One arm drive - plastic coated inner handrim ² 24"	Left <input type="checkbox"/>	Right <input type="checkbox"/>		W105	\$1,595
HR98	<input type="checkbox"/>	Omit handrim on opposite side of the One Arm Drive (OAD)					NC

REAR WHEELS Available							
RW01	<input type="checkbox"/>	Mag ²			20", 22" 24"		\$140
RW02	<input type="checkbox"/>	Newton One - spoke wheel ⁴			20", 22" 24"		NC
RW03	<input type="checkbox"/>	Newton Gravity - ultralight wheel			20", 22", 24"	A1*	\$390
RW04	<input type="checkbox"/>	Spinergy Spox Blk STD <input type="checkbox"/> Pur ⁵ <input type="checkbox"/> Wht ⁵ <input type="checkbox"/> Blue ⁵ <input type="checkbox"/> Red ⁵ <input type="checkbox"/> Yel ⁵ <input type="checkbox"/>			22", 24"	A1*	\$875
RW05	<input type="checkbox"/>	Spinergy LX Blk STD <input type="checkbox"/> Pur ⁵ <input type="checkbox"/> Wht ⁵ <input type="checkbox"/> Blue ⁵ <input type="checkbox"/> Red ⁵ <input type="checkbox"/> Yel ⁵ <input type="checkbox"/> Pink ⁵ <input type="checkbox"/> Grn ⁵ <input type="checkbox"/> Org ⁵ <input type="checkbox"/>			22", 24"	A1*	\$1,095
RW07	<input type="checkbox"/>	Spinergy CLX ⁶ Blk STD <input type="checkbox"/> Pur ⁵ <input type="checkbox"/> Wht ⁵ <input type="checkbox"/> Blue ⁵ <input type="checkbox"/> Red ⁵ <input type="checkbox"/> Yel ⁵ <input type="checkbox"/> Pink ⁵ <input type="checkbox"/> Grn ⁵ <input type="checkbox"/> Org ⁵ <input type="checkbox"/>			24"	A1*	\$1,650

TIRES Available							
AIRLESS							
TI01	<input type="checkbox"/>	Soft Urethane 1 3/8" - Low Tread, black			20", 22" 24"		STD
TI02	<input type="checkbox"/>	Soft Urethane 1 3/8" - Medium Tread, black ⁷			22", 24"	A1*	\$120
TI04	<input type="checkbox"/>	Soft Urethane 1" - No tread, black - Shox			22", 24"	A1*	\$140
TI08	<input type="checkbox"/>	Pneumatic Airless insert 1 3/8" - Medium Tread ⁸			22", 24"	A1*	\$225
PNEUMATIC							
TI05	<input type="checkbox"/>	Pneumatic 1 3/8" - Medium Tread			20", 22", 24"		SF
TI06	<input type="checkbox"/>	Pneumatic HP 1" - Low Tread, Puncture resistant, black - SpeedLite			20", 22", 24"	A1*	\$120
TI07	<input type="checkbox"/>	Pneumatic HP 1" - Medium Tread, Puncture resistant, black - TrailBlazer			24"	A1*	\$200

1- Offered with handrims on each side of the wheelchair; Select outer handrim in the handrims section; 3- Not compatible with HP tires; Only available with aluminum or plastic coated handrim, standard position;

4- Not compatible with Shox tires; 5- Colour spokes require an additional 10 days lead-time; 6- Only available with 1" tires; 7- The 22" is only available with Mags and Newton One rear wheels;

8- Not available with Spinergy CLX

*A1 is clients' responsibility for costs/A2 requires clinical justification

Handrims

HANDRIM			Available		
HR01	<input type="checkbox"/>	Aluminum anodized	20", 22", 24"		STD
HR61	<input type="checkbox"/>	Aluminum black hard anodized ²	20", 22", 24"	A1*	\$85
HR02	<input type="checkbox"/>	Plastic coated ¹	20", 22", 24"		\$170
HR03	<input type="checkbox"/>	High friction coated ^{1,2,3}	22", 24"	A1*	\$460
HR07-HR18 and HR65-HR71	<input type="checkbox"/>	Newton Air Grip ² See on page 6 for color choice and price	20", 22", 24"		
HR28	<input type="checkbox"/>	Surge ^{1,2,3} (1 1/2" Oval handrim w/ Gripton high friction strip)	22", 24"	A1*	\$485
HR05	<input type="checkbox"/>	Surge LT ^{1,2,3} (1 1/8" Oval handrim w/ Gripton high friction strip)	22", 24"	A1*	\$515
HR04	<input type="checkbox"/>	Natural Fit ^{1,2,3}	22", 24"	A1*	\$320
HR62	<input type="checkbox"/>	Simi H ^{1,2,3} (1 3/8" Oval handrim with high friction strip)	22", 24"	A1*	\$485
HR63	<input type="checkbox"/>	Nova H ^{1,2,3} (1 1/4" Oval handrim with high friction strip)	22", 24"	A1*	\$515
HR64	<input type="checkbox"/>	Optimum H ^{1,2,3} (1 1/8" heart-shaped handrim)	22", 24"	A1*	\$320
HR99	<input type="checkbox"/>	Omit handrim			NC

1- Only standard and narrow handrim position. By default, the tab won't be cut with the narrow position; 2- Not available with Mag wheels; 3 - Not available with one arm drive;

Handrims option

ASSEMBLY POSITION					
HR29	<input type="checkbox"/>	Standard Handrim position Full tab			STD
HR030	<input type="checkbox"/>	Narrow Handrim position no cut Full tab			NC
HR30	<input type="checkbox"/>	Narrow Handrim position with cut ³ Short tab 2 positions			\$29
HR31	<input type="checkbox"/>	Super Narrow Handrim ³ Short tab 2 positions STD <input type="checkbox"/> Short tab 1 position <input type="checkbox"/>			\$29

THUMB PIECE SELECTION FOR NATURAL FIT, SURGE, SURGE LT HANDRIMS					
HR23	<input type="checkbox"/>	Standard grip		A1*	\$200
HR27	<input type="checkbox"/>	Super grip		A1*	\$230
HR099	<input type="checkbox"/>	Omit thumb piece			NC

3 - Only available with Aluminum and Air Grip handrims;

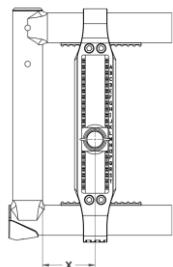
AXLE ¹					
AX01	<input type="checkbox"/>	Quick release axle			STD
AX02	<input type="checkbox"/>	Permanent axle			NC
AX03	<input type="checkbox"/>	Quad release axle		A2*	\$180

AXLE PLATE					
AX04	<input type="checkbox"/>	Amputee adjustable axle plate ²		A2*	\$275

1- Not required with one arm drive; 2 - May interfere with swing away armrest and limit seat to floor height; Not available with WC-19 transit tie down

REAR WHEEL CAMBER					
CM00	<input type="checkbox"/>	0° camber			STD
CM03	<input type="checkbox"/>	3° camber			NC
CM06	<input type="checkbox"/>	6° camber (not available with amputee axle plate)			\$85

CENTER OF GRAVITY



Choose position of rear wheel axle plate:

Measure distance X from front of back post to center of axle receiver.

X =	Most stable															
	AMPUTEES ¹	1"	1/4"	1/2"	3/4"	2"	1/4"	1/2"	3/4"	3"	1/4"	1/2"	3/4"	4"		
<input type="checkbox"/>	<input type="checkbox"/>	<input type="checkbox"/>	<input type="checkbox"/>	<input type="checkbox"/>	<input type="checkbox"/>	<input type="checkbox"/>	<input type="checkbox"/>	<input type="checkbox"/>	<input type="checkbox"/>	<input type="checkbox"/>	<input type="checkbox"/>	<input type="checkbox"/>	<input type="checkbox"/>	<input type="checkbox"/>	<input type="checkbox"/>	<input type="checkbox"/>

If not indicated, default setting is at 1.5"

Possible conflict between a seat depth under 16" and a center of gravity over 2.5".

Motion Composites will select the closest possible center of gravity (COG) if an issue arises with the COG

1-Only available with the amputee axle plate

WHEEL LOCK					
WL08	<input type="checkbox"/>	Newton Wheel lock - push to lock			STD
WL16	<input type="checkbox"/>	Aluminum push to lock with extensions			\$73
WL02	<input type="checkbox"/>	Pull to lock			NC
WL04	<input type="checkbox"/>	Newton grade aid push to lock (works best with pneumatic or high pressure tire)		A2*	\$185
WL13	<input type="checkbox"/>	6" removable extension handle ¹			\$73
WL05	<input type="checkbox"/>	Scissors Lock		A1*	\$185
WL06	<input type="checkbox"/>	Attendant Lock (additional set of wheel lock mounted to the back)		A1*	\$240
WL15	<input type="checkbox"/>	Unilateral wheel lock - pull to lock ² Left <input type="checkbox"/> Right <input type="checkbox"/>		A1*	\$335
WL99	<input type="checkbox"/>	Omit wheel locks			NC

1- Only available with Newton push to lock (WL08), pull to lock (WL02) and Newton Grade aid (WL04)

*A1 is clients' responsibility for costs/A2 requires clinical justification

2- For more information about incompatibilities and restriction, refer to the table at page 7 and the "How-to documents" page of our website:

https://www.motioncomposites.com/en_ca/support-and-education/how-to-documents

Armrests

HEIGHT ADJUSTABLE "T" ARMREST ¹						
AR13-610	<input type="checkbox"/>	10" Desk length armpad ⁴	6" - 10"			\$380
AR03-812	<input type="checkbox"/>	10" Desk length armpad	8" - 12"			\$380
AR03-1014	<input type="checkbox"/>	10" Desk length armpad	10" - 14"			\$380
AR14-610	<input type="checkbox"/>	14" Full length armpad ⁴	6" - 10"			\$380
AR04-812	<input type="checkbox"/>	14" Full length armpad	8" - 12"			\$380
AR04-1014	<input type="checkbox"/>	14" Full length armpad	10" - 14"			\$380
LOCKING FLIP-UP ARMREST ²						
AR07	<input type="checkbox"/>	Locking Flip-Up Armrest				\$350
ARMREST OPTIONS						
AR12	<input type="checkbox"/>	14" Full Length armpad - Gel Ovation (pair) ³				\$160
AR99	<input type="checkbox"/>	Omit armrest				NC

1- May have 1/2" adjustment restriction on both limits of the range; 2- May interfere with rigid back hardware; Only available with 18"-21" straight aluminum back canes; Not available with back upholstery;
 3- Not available with locking flip-up armrest and short "T" armrest; 4- May have some restriction with seat-to-floor height and rear wheel

SIDE GUARDS (not available with "T" Armrest)						
SG01	<input type="checkbox"/>	Plastic side guards (removable)				\$235
SG03	<input type="checkbox"/>	Carbon fiber side guards (removable)			A1*	\$320
SG06	<input type="checkbox"/>	Plastic fender side guards - straight bracket (removable)			A1*	\$340
SG08	<input type="checkbox"/>	Plastic fender side guards - offset bracket (removable) ¹			A1*	\$340
SG04	<input type="checkbox"/>	Carbon fiber fender side guards (removable)			A1*	\$510
SG99	<input type="checkbox"/>	Omit side guard				NC
SIDE GUARDS OPTION						
SG07	<input type="checkbox"/>	Side guards clip (pair)				NC

1- only compatible with 0° camber; Increase distance between fender side guards by 1 1/8";

POSITIONING BELT						
SB01-S	<input type="checkbox"/>	Velcro adjustable - Small 35"				\$50
SB01-L	<input type="checkbox"/>	Velcro adjustable - Long 60"				\$50
SB02-S	<input type="checkbox"/>	Auto buckle - Small 35"				\$22
SB02-L	<input type="checkbox"/>	Auto buckle - Long 60"				\$22
SB04-M	<input type="checkbox"/>	BodyPoint Hip Belt - 2 point not padded - Medium 56"		basic seating benefit		\$95
SB04-L	<input type="checkbox"/>	BodyPoint Hip Belt - 2 point not padded - Long 61"		basic seating benefit		\$95
SB05-S	<input type="checkbox"/>	BodyPoint Hip Belt - 2 point padded - Small 51"		basic seating benefit		\$185
SB05-M	<input type="checkbox"/>	BodyPoint Hip Belt - 2 point padded - Medium 56"		basic seating benefit		\$185
SB05-L	<input type="checkbox"/>	BodyPoint Hip Belt - 2 point padded - Long 61"		basic seating benefit		\$185
SB06-S	<input type="checkbox"/>	BodyPoint Hip Belt - 4 point padded - Small 51"		basic seating benefit		\$210
SB06-M	<input type="checkbox"/>	BodyPoint Hip Belt - 4 point padded - Medium 56"		basic seating benefit		\$210
SB06-L	<input type="checkbox"/>	BodyPoint Hip Belt - 4 point padded - Long 61"		basic seating benefit		\$210
SB03	<input type="checkbox"/>	Hardware attachment for 2 extra points (1 pair)		basic seating benefit		\$15
SB08-M	<input type="checkbox"/>	BodyPoint EVOFLEX® Positioning Belt Rehab latch and Band Clamps - Medium 18"		basic seating benefit		\$355
SB08-L	<input type="checkbox"/>	BodyPoint EVOFLEX® Positioning Belt Rehab latch and Band Clamps - Long 24"		basic seating benefit		\$355
SB99	<input type="checkbox"/>	Omit positioning belt				STD

HEADREST ¹						
AC01-S	<input type="checkbox"/>	Profiled Headrest - Small (3.5"X6")		basic seating benefit		\$215
AC01-M	<input type="checkbox"/>	Profiled Headrest - Medium (4.5"X7")		basic seating benefit		\$215
AC01-L	<input type="checkbox"/>	Profiled Headrest - Large (5.5"X8")		basic seating benefit		\$215
AC28	<input type="checkbox"/>	Headrest mounting hardware with removable non folding stabilizer bar ¹		basic seating benefit		\$360

1- Only available with push handles - Not available with a stroller handle or a folding stabilizer bar

ACCESSORIES						
AC03	<input type="checkbox"/>	Anti-tippers				\$120
AC29	<input type="checkbox"/>	Swing-away anti-tipper ¹	Left <input type="checkbox"/> Right <input type="checkbox"/>		A1*	\$185
AC27	<input type="checkbox"/>	Tip assist ²			A1*	\$65
AC06	<input type="checkbox"/>	Cane and crutch holder	Left <input type="checkbox"/> Right <input type="checkbox"/>		A1*	\$115
AC07	<input type="checkbox"/>	Oxygen tank holder ⁴ - D and E Type - installed on the left			W110	\$395
AC08	<input type="checkbox"/>	Spoke guards ³	Available: 20", 22", 24", 26"		A1*	\$155
AC09	<input type="checkbox"/>	Footrest neoprene impact guard (pair) - Black			A1*	\$85
AC10	<input type="checkbox"/>	Seat pouch			A1*	\$100
AC30	<input type="checkbox"/>	Newton multi-purpose pouch			A1*	\$75
AC26	<input type="checkbox"/>	BodyPoint Mobility Bag			A1*	\$145
AC23	<input type="checkbox"/>	Newton Backpack			A1*	\$130
AC12	<input type="checkbox"/>	Velcro Closing Strap			A1*	\$55
AC13	<input type="checkbox"/>	Tool kit			A1*	\$55
AC16	<input type="checkbox"/>	Motion Composites Polo Shirt	W/S <input type="checkbox"/> W/M <input type="checkbox"/> W/L <input type="checkbox"/> M/S <input type="checkbox"/> M/M <input type="checkbox"/> M/L <input type="checkbox"/> M/XL <input type="checkbox"/> M/XXL <input type="checkbox"/> M/XXXL <input type="checkbox"/>		A1*	\$36

1- Must select the pair (left and right) with HD option Only available with rear seat to floor height between 13 1/2" and 19 3/4"

2- Cannot be combined with Anti Tippers

3- Not available with Mag wheels and Spinergy; 4- Not compatible with swing away armrest or amputee axle plate and WC-19 transit tie-down

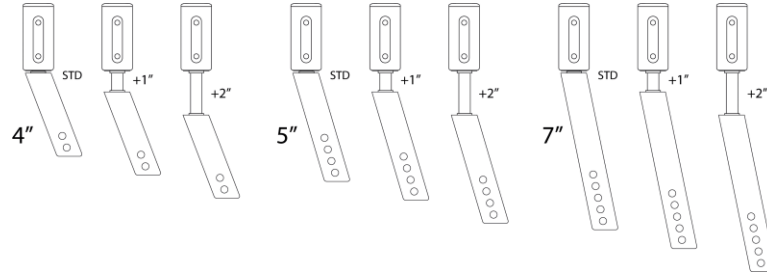
*A1 is clients' responsibility for costs/A2 requires clinical justification

Colors																				
Options ¹	Black	High Gloss Carbon Fiber	Sunkissed Orange	Burgundy	Sapphire Blue	Monster Green	Charcoal	Fuchsia	Steel Blue	Ferrari Red	Acid Green	Electric Purple	Caribbean Blue	White	Pink Pearl	Plum Purple	Sky Blue	Black Cherry	Khaki Green (matte)	Desert Sand (matte)
AirGrip	<input type="checkbox"/> \$160		<input type="checkbox"/>	<input type="checkbox"/>	<input type="checkbox"/>	<input type="checkbox"/>	<input type="checkbox"/>	<input type="checkbox"/>	<input type="checkbox"/>	<input type="checkbox"/>	<input type="checkbox"/>	<input type="checkbox"/>	<input type="checkbox"/>	<input type="checkbox"/>	<input type="checkbox"/>	<input type="checkbox"/>	<input type="checkbox"/>	<input type="checkbox"/>	<input type="checkbox"/>	\$350
Frame ²		<input type="checkbox"/> STD			<input type="checkbox"/>															NC
FC99	<input type="checkbox"/>	Custom Color	Specify PPG Paintit color:															additional 10 days lead-time	\$422	

1- Color representation may vary from one monitor to another. Therefore, the actual paint color on your wheelchair might differ slightly from what you see on your screen.; Finish between Airgrip and frame might be different;

2- with black hydroformed aluminum crossbrace

Fork and Stem bolt combinations



Unilateral wheel lock restrictions

Seat depth: shall be 16 in and greater		
Rear wheel: shall be 24 in and less		
"T" or flip-back armrest only compatible with 0° Camber		
One arm drive: Not compatible with "T" or flip-back armrest		
"T" or flip-back armrest may require to move the rear wheels outwards		
Not compatible with wheel lock lever extension		
Rear wheel diameter	Seat depth (in)	COG Compatibility Range (in)
20 in	16+	1.5 to 3.75
	16	1.0 to 2.75
22 in	17	1.0 to 3.25
	18+	1.0 to 3.75
	16	1.0 to 2.0
24 in	17	1.0 to 2.75
	18+	1.0 to 3.75

Notes :