



Phone (800) 981-1540 | Fax (715) 254-0996
 sales@kimobility.com | www.kimobility.com



MED

mobility

5711- 104 St, Edmonton AB. T6H 2K1
 P: 780-437-3300 • Fax: 780-430-9381
 AADL Vendor: 0000612578-001
 www.medmobility.ca • www.mmrehab.ca

Ship To:
 Address:
 City: Province:
 Postal Code: Phone:
 Email/Fax:

Effective: 10/1/2024

Rogue ALX	\$2740
250 lb weight capacity	

Discount is 8%

Frame

Seat Width

See reference A on page 6

14"	N/C
15"	N/C
16"	N/C
17"	N/C
18"	N/C
19"	N/C
20"	\$450
21" (W111)	\$495
22" (W111)	\$495

Seat Depth

See reference B on page 6

14"	N/C
15"	N/C
16"	N/C
17"	N/C
18"	N/C
19"	N/C
20" (W111)	\$450

Weight Capacity

350 lb (Heavy Duty) Requires 6" casters	\$750
--	-------

Transit Option

Transit System (A1) (WC-19 Occupied) 125 lb maximum weight capacity	\$299
Omit	N/C

Sling Position

In Performance Position (0"), sling is at front of frame. The 1" or 2" sling position extends the frame in front of the sling by that amount. See reference C on page 6.

0" (Performance)	N/C
1"	N/C
2" (Classic)	N/C

Adjustable Depth

Adds the capability to grow seat in depth

No Rear Adjustment	N/C
1/2"	N/C
1"	N/C
2" (A2)	N/C
3" (A2)	N/C

Long Sling

Available only with 1", 2" and 3" Adjustable Depth

Long Sling Sling will be maximum 2" longer than seat depth	N/C
---	-----

Seat Option

Standard Seat Sling	N/C
Aluminum Solid Seat Pan (A1) Seat Pan is 1" longer when Long Sling option is selected	\$285

Front Frame Bend

Angle between front seat tube and ground. See reference D on page 6.

90°	\$94
85°	N/C
80°	N/C
75°	N/C
70°	N/C

A1 = Client's Responsibility
 A2 = Clinical Justification



Phone (800) 981-1540 | Fax (715) 254-0996
 sales@kimobility.com | www.kimobility.com



Backrest

Back Post / Height Range / Back Height							
Back Post	Price	Height Range	Back Height				
Height Adjustable	N/C	Height Adjustable Short Back Post	11" ²	12"	13"	14"	
		Height Adjustable Medium Back Post	13"	14"	15"	16"	17"
		Height Adjustable Tall Back Post	17"	18"	19"	20"	
Fixed Height ¹	\$63	Fixed Height Straight Back Post	9" ²	10" ²	11" ²	12" ³	13"
			14"	15"	16"	17"	18"

- 1 Not available with back upholstery
- 2 Not available with Fold Down Push Handle
- 3 Fold Down Push Handle requires Height Adjustable Rigidizer Bar

Locking Backrest

Locking Fold Down Back (A1) _____ \$125
 Not available with 350 lb Weight Capacity

Seat Back Angle

Standard is 90° (perpendicular to floor). Minus (-°) closes back angle. Plus (+°) opens back angle.
 -12° Requires Locking Fold Down Back.

Standard	+3°	+6°	+9°	-3°	-6°	
	-9°	-12°				N/C

Push Handles

Omit Push Handle	N/C
Standard Push Handle	N/C
Low Profile Push Handle (A1) 2" shorter than standard push handles	\$150
Bolt-On Push Handle (A1) Handles will be 1" - 2" above back height	\$156
Fold Down Push Handle (A1) Not available with 350 lb Weight Capacity	\$145

Rigidizer Bar

Adjustable Height Rigidizer Bar (A1)	\$94
Non-Adjustable Height Rigidizer Bar	N/C
Not available with Fixed Height Back Post	

Back Upholstery

Available only with Height Adjustable Back Posts. If selecting both upholstery and Axiom Back, the upholstery will be installed.

Padded Velcro Adjustable with Standard Cover	N/C
Not available with 350 lb Weight Capacity	
Padded Velcro Adjustable with Air Mesh Breathable Cover	\$75
Not available with 350 lb Weight Capacity	
Tension Adjustable with Standard Cover	\$175
Tension Adjustable with Air Mesh Breathable Cover	\$450
Omit	N/C

Front Seat Height and Casters

Caster Size / Footrest Taper / Front Seat Height

Select Front Seat Height and Footrest Taper in row corresponding to Caster Size. 6" casters not available with 85° and 90° Front Frame Bend. Footrest Taper indicates bend of front frame creating footrest width. Taper is measured from outside of seat frame to outside of front tube. 2" Taper not available with 75° Front Frame Bend. Taper is not available with 70° Front Frame Bend. See reference E on page 6. Front Seat Height is measured from floor to top of seat tube at front of seat sling. Adjustable up or down by 1/2". See reference F on page 6.

Footrest Taper	Caster Size	Front Seat Height																			
		3"	4"	5"	6"	7"	8"	9"	10"	11"	12"	13"	14"	15"	16"	17"	18"	19"	20"	20.5"	
No Taper (Straight)	3"	13.5"	14"	14.5"	15"	15.5"	16"	16.5"	17"	17.5"	18"	18.5"	19"	19.5"	20"	20.5"					
	4"	14"	14.5"	15"	15.5"	16"	16.5"	17"	17.5"	18"	18.5"	19"	19.5"	20"	20.5"						
	5"	14.5"	15"	15.5"	16"	16.5"	17"	17.5"	18"	18.5"	19"	19.5"	20"	20.5"							
	6"	15"	15.5"	16"	16.5"	17"	17.5"	18"	18.5"	19"	19.5"	20"	20.5"								
1"	3"	16.5"	17"	17.5"	18"	18.5"	19"	19.5"	20"	20.5"											
	4"	17"	17.5"	18"	18.5"	19"	19.5"	20"	20.5"												
	5"	17.5"	18"	18.5"	19"	19.5"	20"	20.5"													
	6"	18"	18.5"	19"	19.5"	20"	20.5"														
2"	3"	16.5"	17"	17.5"	18"	18.5"	19"	19.5"	20"	20.5"											
	4"	17"	17.5"	18"	18.5"	19"	19.5"	20"	20.5"												
	5"	17.5"	18"	18.5"	19"	19.5"	20"	20.5"													
	6"	18"	18.5"	19"	19.5"	20"	20.5"														

A1 = Client's Responsibility
 A2 = Clinical Justification



Phone (800) 981-1540 | Fax (715) 254-0996
sales@kimobility.com | www.kimobility.com



ROGUE ALX

Casters

		Caster Size				
		Price	3"	4"	5"	6"
Caster Type	.75" Rollerblade	N/C				
	.75" Lighted Rollerblade (A1)	\$88				
	1" Poly	N/C				
	1" Poly Aluminum (A1)	\$138				
	1" Pneumatic	\$100				
	1.5" Poly	\$63				
	1.5" Soft Roll Aluminum (A1)	\$175				

Fork Options

Standard Fork	N/C
Slotted Fork (A1)	N/C
Single Sided Fork (A1)	\$156
<i>Not available with 6" Caster Size</i>	
Frog Legs II Suspension System (A1)	\$425
<i>Lightweight shock absorbing fork. Not available with 350 lb Weight Capacity.</i>	

Caster Pin Locks

Caster Pin Locks (A1)	\$244
<i>Not Available with Single Sided Fork</i>	

Footrest

Footplate

Tubular "Open" Footplate	N/C
<i>Not available w/footrest widths greater than 17.5". See Reference G on page 6.</i>	
Tubular Footplate with ABS Cover	N/C
<i>Not available w/footrest widths greater than 15.5". See Reference G on page 6.</i>	
Aluminum Angle Adjustable (W107)	\$119
Aluminum Angle Adjustable with Riser (W107)	\$181
<i>Not available with 350 lb Weight Capacity</i>	
High Mount Aluminum Angle Adjustable (W107)	\$119
<i>Not available with 350 lb Weight Capacity</i>	
Angle Adjustable Flip Under (W107)	\$231
<i>Not available with footrest widths less than 9.5". Not available with 350 lb Weight Capacity</i>	
High Mount Angle Adjustable Flip Under (W107)	\$338
<i>Not available with footrest widths greater than 15.5" or 350 lb Weight Capacity. See Reference G on page 6.</i>	

Footrest Protector

Footrest Protector	\$32
<i>Not available with Angle Adjustable Flip Under, High Mount Angle Adjustable Flip Under or High Mount Aluminum Angle Adjustable Footplates</i>	

Seat to Footrest Length

Measured from front edge of seat sling to top, rear of footrest. Footrest length at least 2.5" shorter than Front Seat Height recommended. See reference H on page 6.

8"	8.5"	9"	9.5"	10"	10.5"
11"	11.5"	12"	12.5"	13"	13.5"
14"	14.5"	15"	15.5"	16"	16.5"
17"	17.5"	18"	18.5"	19"	19.5"

Rear Seat Height and Wheels

Wheel Size / Rear Seat Height

Select Rear Seat Height in row corresponding to desired Wheel Size. For proper setup, selection is required when omitting rear wheels. Measured from floor to top of seat tube at front of back post. Rear Seat Height is custom to needs. See reference I on page 6

Wheel Size	Rear Seat Height													
22"	13.5" ¹	14"	14.5"	15"	15.5"	16"	16.5"	17"	17.5"	18"	18.5"	19"	19.5"	20"
24"	14.5" ¹	15"	15.5"	16"	16.5"	17"	17.5"	18"	18.5"	19"	19.5"	20"		
25"	15" ¹	15.5"	16"	16.5"	17"	17.5"	18"	18.5"	19"	19.5"	20"			
26"	15.5" ¹	16"	16.5"	17"	17.5"	18"	18.5"	19"	19.5"	20"				

¹ Available only with Low Profile tires

Camber Bar Tower

Standard Tower	N/C
Mx Tower (A1)	\$156

Standard Tower allows rear seat height adjustment up or down in 1/4" increments. 1" adjustment available; 1/2" in lowest end of range. Mx Tower required with select low seat heights or when large rear seat height adjustment range is required. Provides 3" adjustment range in 1/4" increments.

Spinergy Options

Select spoke color for Spinergy wheels

Black Spokes Red Spokes Blue Spokes White Spokes N/C

Rear Wheel

		Rear Wheel Size				
		Price	22"	24"	25"	26"
Rear Wheel Type	Mag	N/C				
	Maxx Spoke (A1)	N/C				
	Spinergy Spox (A1)	\$795				
	Spinergy LX (A1)	\$995				

A1 = Client's Responsibility
A2 = Clinical Justification



Phone (800) 981-1540 | Fax (715) 254-0996
 sales@kimobility.com | www.kimobility.com



Handrims

Standard Handrims

Aluminum Anodized	N/C
Plastic Coated	\$119
Projection (8 Vertical Projections) (A2)	\$299
<i>Available only with full profile tires in combination with 22", 24", and 26" MAXX Spoke wheels, or 22" and 24" Mag wheels</i>	

Ergonomic Handrims

Not available with 20" or 26" wheels

Ergo Lite Regular Grip (A1)	\$445
Ergo Standard Regular Grip (A1)	\$445
Ergo Lite Extra Grip (A1)	\$495
Ergo Standard Extra Grip (A1)	\$495
Ergo Lite Omit Grip (A1)	\$345
Ergo Standard Omit Grip (A1)	\$345

Handrim Options

Handrim Mount

If no selection is made, Standard Mount will be used

Close Mount	N/C
<i>Reduces overall width by .75"</i>	

Micro-Grip

3M Micro Grip	\$81
<i>Not available on Plastic Coated or Projection Handrims</i>	

Rear Wheel Spacing

Measured from outside of back to inside of rear tire. Adjustable out 1/2" from setting. 1.5" minimum Rear Wheel Spacing with Height Adjustable T-Arm Armrest. 1" minimum Rear Wheel Spacing with 0° Rear Wheel Camber. See reference K on page 6.

0.75"	1"	1.25"	1.5"	1.75"	N/C
-------	----	-------	------	-------	-----

Rear Wheel Camber

0°	2°	4°	6°	8°	N/C
----	----	----	----	----	-----

Rear Tire Type

Full Poly 1 3/8"	\$69
<i>Not available on 25" or 26" wheel sizes</i>	
Low Poly 1"	N/C
<i>Not available on 25" or 26" wheel sizes or 350 lb Weight Capacity</i>	
Pneumatic with Airless Insert 1 3/8" (A1)	\$125
<i>Not available on 25" wheel size</i>	
Sentinel Solid Tire 1" (A1)	\$119
<i>Not available on Superlight Wheels</i>	
Street Pneumatic 1 3/8"	N/C
<i>Not available on 25" wheel size</i>	
High Pressure 1" (A1)	\$75
<i>Not available on Mag wheel</i>	
Schwalbe Marathon Plus Evolution 1" (A1)	\$156
<i>Not available on Mag wheel or 22" wheel size</i>	
Mountain 2" Black (A1)	\$156
<i>Available only on 22", 24" and 25" MAXX Spoke and Spinergy wheels</i>	
Schwalbe HS-127 1 3/8" (A1)	\$119
<i>Available only on 24" wheel size. Not available on Mag wheel.</i>	

Axle

Quick Release	N/C
Quad Quick Release (A2)	\$231
<i>Not available with Mag or Spinergy wheels</i>	

Center of Gravity Presets

Measured from front of back post to center of rear axle. 0" indicates axle will be directly under back post. See reference J on page 6.

Amputee Positions			
-1.5"	-1.25"	-1"	-.75"
-.5"	-.25"	0"	.25"
Standard Positions			
.5"	.75"	1"	1.25"
1.5"	1.75"	2"	2.25"
2.5"	2.75"	3"	3.25"
3.5"	3.75"	4"	4.25"

Wheel Locks

Wheel Lock

Push to Lock	N/C
Push to Lock Flush Mount	N/C
Pull to Lock	N/C
Under Seat Scissor Lock	N/C
Low Profile Scissor Lock	\$35
<i>Not available with Full Poly Tires</i>	
Omit	N/C

Wheel Lock Options

Extension Handles	\$84
<i>Available only with Push to Lock or Pull to Lock Wheel Locks</i>	
Grade Aids (A2)	\$187
<i>Available only with Push to Lock Wheel Locks and Pneumatic or Pneumatic with Airless Insert tires</i>	

Armrests

Armrest Type	Length	Price
Height Adjustable T-Arm Tall (11.5"-15") ¹	Desk	\$395
	Full	
Height Adjustable T-Arm (8.5"-13.5") ¹	Desk	\$325
	Full	
Height Adjustable T-Arm Low (6.5"-10.5") ¹	Desk	\$325
	Full	

¹ 1.5" minimum Rear Wheel Spacing

² Includes direct mount receiver

A1 = Client's Responsibility

A2 = Clinical Justification

Armrest Type	Price
Swing Away (8.5"-12.5")	\$195
Swing Away with Side Guard (8.5"-12.5") ²	\$395
Omit Armrests	N/C



Phone (800) 981-1540 | Fax (715) 254-0996
 sales@kimobility.com | www.kimobility.com



Side Guards

Direct Mount Side Guards

Not available with T-Arms or Swing Away with Side Guard Armrests

Composite Side Guards - Direct Mount Receiver	\$175
Aluminum Straight - Black Matte (A1)	\$355
Aluminum Straight - Match Frame Color (A1)	\$405
Aluminum Adjustable Fender with Foam Pad - Black Matte (A1)	\$365
<i>Not available with Adjustable Depth greater than 1/2"</i>	
Aluminum Adjustable Fender with Foam Pad - Match Frame Color (A1)	\$405
<i>Not available with Adjustable Depth greater than 1/2"</i>	
Carbon Fiber Adjustable Fender - Direct Mount Receiver (A1)	\$595
<i>Not available with Adjustable Depth greater than 1/2"</i>	

Clamp-On Mount Side Guards

Not available with T-Arms or Swing Away with Side Guard Armrests

Composite Side Guards - Clamp-On Receiver	\$200
Aluminum Straight - Black Matte (A1)	\$385
Aluminum Straight - Match Frame Color (A1)	\$435
Aluminum Adjustable Fender with Foam Pad - Black Matte (A1)	\$395
Aluminum Adjustable Fender w/Foam Pad - Clamp-On Receiver - Match Frame Color (A1)	\$435
Carbon Fiber Adjustable Fender - Clamp-On Receiver (A1)	\$625

Accessories

Anti - Tips

Rear Anti-Tips	\$140
User Activated - Pair (A1)	\$450
User Activated - Left (A1)	\$225
User Activated - Right (A1)	\$225
Omit	N/C

Calf Strap

Velcro Adjustable	\$59
Padded Velcro Adjustable	\$85
Padded AirMesh Calf Strap	\$123

Pelvic Positioning Belt

1 1/2" Auto Buckle Pelvic Positioning Belt	\$22
1 1/2" Padded Auto Buckle Pelvic Positioning Belt	\$170
Small Flex-Mount Positioning Belt (16-24")	\$219
Medium Flex-Mount Positioning Belt (19-29")	\$219
Large Flex-Mount Positioning Belt (25-37")	\$219

Other Accessories

Tool Kit (A1)	\$45
Removable Underseat Pouch (A1)	\$50
Ki Mobility Backpack (A1)	\$65
Luggage Carrier (A1)	\$120
Black Neoprene Impact Guards (A1)	\$85
Under Chair Carrier and Removable Bag (A1)	\$85
<i>Not available with scissor locks</i>	
Cane and Crutch Holder (A1)	\$195

Belt Mounting Kit

Ki Mobility Belt Mounting Clamp	\$50
Bodypoint Belt Mounting Bracket Kit	\$126

Frame Color

Black	N/C
Iridescent Navy	N/C
Blue Steel	N/C

A1 = Client's Responsibility
 A2 = Clinical Justification

References

A. Seat Width *See Diagram 1*

Measured from outside of frame tube on one side to outside of frame tube on other side.

B. Seat Depth *See Diagram 3*

Measured from front of back posts to front edge of seat sling. Seat sling starts at beginning of bend at front of frame.

C. Sling Position *See Diagram 2*

In Performance Position (0°), sling is at front of frame to keep chair shorter and more maneuverable. The 1" or 2" seat sling position extends the frame in front of the sling by that amount. Adding more frame can improve stability and provide support to aid in transfers.

D. Front Frame Bend *See Diagram 3*

Angle between front seat tube and ground.

E. Footrest Taper *See Diagram 1*

Indicates bend of front frame creating footrest. Taper is measured from outside of seat frame to outside of front tube.

F. Front Seat Height *See Diagram 1*

Measured from floor to top of seat tube at front of seat sling.

G. Footrest Width *See Diagram 1*

Measured from inside of front tube to inside of front tube on other side. Footrest width is listed below for each seat width and taper.

Seat Width	Straight	1" Taper	2" Taper
Outside Measurement	2" Narrower than Seat Width	4" Narrower than Seat Width	6" Narrower than Seat Width
14"	11.5"	9.5"	
15"	12.5"	10.5"	
16"	13.5"	11.5"	9.5"
17"	14.5"	12.5"	10.5"
18"	15.5"	13.5"	11.5"
19"	16.5"	14.5"	12.5"
20"	17.5"	15.5"	13.5"
21"	18.5"	16.5"	14.5"
22"	19.5"	17.5"	15.5"

H. Seat to Footrest Length *See Diagram 3*

Measured from front edge of seat sling to top rear of footrest. Footrest length of at least 2.5" shorter than front seat height recommended.

I. Rear Seat Height *See Diagram 3*

Measured from floor to top of seat tube at front of back post. Rear seat height is custom to needs.

J. Center of Gravity Preset *See Diagram 3*

Measured from front of back post to center of rear axle. 0° indicates axle will be directly under back post.

K. Rear Wheel Spacing *See Diagram 1*

Measured from outside of seat back to inside of rear tire. Adjustable out .5" from setting.

Diagram 1

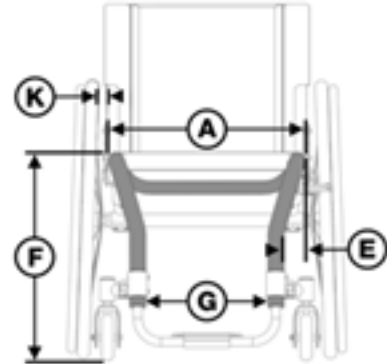


Diagram 2

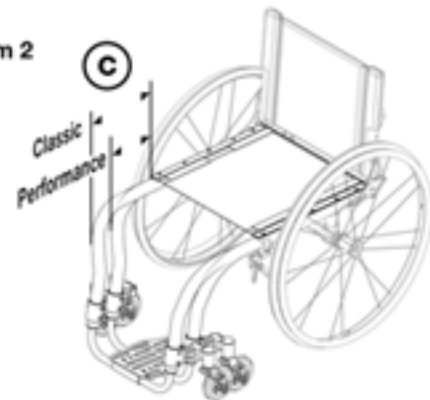
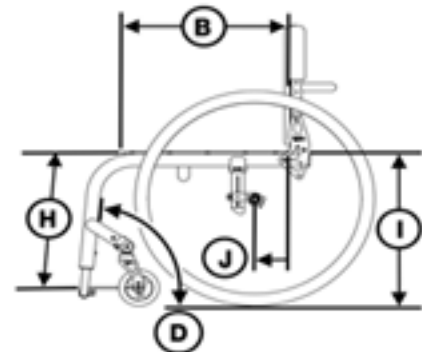


Diagram 3





Phone (800) 981-1540 | Fax (715) 254-0996
 sales@kimobility.com | www.kimobility.com



Axiom SP Visco - Skin Protection & Positioning Cushion

Weight capacity: 350 lbs

		Width								
		14"	15"	16"	17"	18"	19"	20"	21"	22"
Retail		\$625	\$625	\$625	\$625	\$625	\$625	\$625	\$780	\$780
Depth	14"	XSP1414V	XSP1514V	XSP1614V						
	15"	XSP1415V	XSP1515V	XSP1615V	XSP1715V	XSP1815V				
	16"	XSP1416V	XSP1516V	XSP1616V	XSP1716V	XSP1816V	XSP1916V	XSP2016V		XSP2216V
	17"	XSP1417V	XSP1517V	XSP1617V	XSP1717V	XSP1817V	XSP1917V	XSP2017V		XSP2217V
	18"	XSP1418V	XSP1518V	XSP1618V	XSP1718V	XSP1818V	XSP1918V	XSP2018V	XSP2118V	XSP2218V
	19"	XSP1419V	XSP1519V	XSP1619V	XSP1719V	XSP1819V	XSP1919V	XSP2019V	XSP2119V	XSP2219V
	20"	XSP1420V	XSP1520V	XSP1620V	XSP1720V	XSP1820V	XSP1920V	XSP2020V	XSP2120V	XSP2220V
	21"		XSP1521V	XSP1621V	XSP1721V	XSP1821V	XSP1921V	XSP2021V	XSP2121V	XSP2221V
22"		XSP1522V	XSP1622V	XSP1722V	XSP1822V	XSP1922V	XSP2022V	XSP2122V	XSP2222V	

Axiom SP Visco Extra Covers

Extra Outer Cover _____ \$150

Extra Inner Cover _____ \$150

Star Standard Air Cushions

Star Standard Air Cushion (4" Tall Cells)

		Width									
		13.5"		15.5"		17.25"		19.25"		21"	
		Cushion w/ Std	Extra Incontinent Cover	Cushion w/ Std	Extra Incontinent Cover	Cushion w/ Std	Extra Incontinent Cover	Cushion w/ Std	Extra Incontinent Cover	Cushion w/ Std	Extra Incontinent Cover
Retail		\$780	\$135	\$780	\$135	\$780	\$135	\$780	\$135	\$780	\$135
Depth	13.5"										
	15.5"										
	17.25"										
	19.25"										
	21"										

Star Stabil-Air Cushions

Star Stabil-Air Cushion (4" Tall Cells)

		Width									
		13.5"		15.5"		17.25"		19.25"		21"	
		Cushion w/ Covers	Extra Incontinent Cover	Cushion w/ Covers	Extra Incontinent Cover	Cushion w/ Covers	Extra Incontinent Cover	Cushion w/ Covers	Extra Incontinent Cover	Cushion w/ Covers	Extra Incontinent Cover
Retail		\$825	\$135	\$825	\$135	\$825	\$135	\$825	\$135	\$825	\$135
Depth	13.5"										
	15.5"										
	17.25"										
	19.25"										
	21"										

Stabil-Air Extra Standard Covers

4 Inch Extra Standard Cover _____ \$120



Phone (800) 981-1540 | Fax (715) 254-0996
 sales@kimobility.com | www.kimobility.com

AADL

Axiom Backs

Axiom Posterior Lateral Back (PL)

		Retail	Width		
			16"	18"	20"
			\$690	\$690	\$690
Height	Mid	14"	AXPL1614	AXPL1814	AXPL2014
		16"	AXPL1616	AXPL1816	AXPL2016
		18"	AXPL1618	AXPL1818	AXPL2018
	Tall	20"	AXPL1620	AXPL1820	AXPL2020
		22"	AXPL1622	AXPL1822	AXPL2022

Back Hardware

FXT Hardware is not available with Lateral Support Options

DEX Hardware BTX Hardware FXT Hardware _____ N/C

Axiom Deep Lateral Back (DL)

Does not include Lumbar Pad

		Retail	Width		
			16"	18"	20"
			\$790	\$790	\$790
Height	Mid	14"	AXDL1614	AXDL1814	AXDL2014
		16"	AXDL1616	AXDL1816	AXDL2016
		18"	AXDL1618	AXDL1818	AXDL2018
	Tall	20"	AXDL1620	AXDL1820	AXDL2020
		22"	AXDL1622	AXDL1822	AXDL2022

Back Hardware

DEX Hardware BTX Hardware FXT Hardware _____ N/C

Headrest

		Hardware		
		Multi Axis Removable Hardware with Horizontal Bar		
		HEDHDW201 / HEDHDW217		
Headrest Pad	Description	Item Code	Kio Code	Retail
	Comfort Plus Headrest 8"	CS08MA	CS08MA	\$514.29
	Comfort Plus Headrest 10"	CS10MA	CS10MA	\$514.29
	Comfort Plus Headrest 14"	CS14MA	CS14MA	\$514.29

Not required for Axiom Headrests



Phone (800) 981-1540 | Fax (715) 254-0996
sales@kimobility.com | www.kimobility.com

AADL

Axiom Back Modifications

Extended lead times will apply for all modifications. Makes back non-refundable.

Gloss Finish

If no selection is made, standard Shadow Black will be used with no additional lead time

Opalescent Violet	N/C
Radiant Orange	N/C
Electric Green	N/C
Glacier Blue	N/C
Dark Pink	N/C
Light Pink	N/C
Rich Teal	N/C
Purple Plum	N/C
Black	N/C
Candy Blue	N/C
Candy Purple	N/C
Candy Red	N/C
Granny Smith	N/C
Metallic Orange	N/C
Yellow	N/C

Matte Finish

If no selection is made, standard Shadow Black will be used with no additional lead time

Bright Red	N/C
White	N/C
Dry Earth Tan	N/C
Tactical Green	N/C
Charcoal Gray	N/C
Iridescent Burgundy	N/C
Iridescent Navy	N/C
Royal Blue	N/C

Metallic Finish

If no selection is made, standard Shadow Black will be used with no additional lead time

Blue Steel	N/C
------------	-----